

**FY22 General Fund Analysis and  
Treasurer's Monthly Reports  
January 10, 2022**



**For the Month Ending  
December 31, 2021**

**Prepared by:  
Karen Ervin  
Treasurer**

This page left blank intentionally

**Table of Contents**  
**December 31, 2021**  
**FY 22 – Month 6**

<b><u>DESCRIPTION</u></b>	<b><u>PAGE</u></b>
<b>SECTION I.....</b>	<b>4</b>
Comparison of Fiscal Year Revenue and Expenditure Change .....	5
<b>GENERAL FUND VARIANCE ANALYSIS' .....</b>	<b>6</b>
Comparison of Cash Balances .....	6
Comparison of Monthly and Total Revenue.....	8
Comparison of Monthly and Total Tax Revenue .....	10
Comparison of Monthly and Total Rollback Revenue .....	12
Comparison of Monthly and Total Foundation Revenue .....	14
Comparison of Monthly and Total Interest Revenue.....	16
Comparison of Monthly and Total Other Revenue.....	18
Comparison of Monthly and Total All Expenditures .....	20
Comparison of Monthly and Total Fringe Benefit Expenditures .....	24
Comparison of Monthly and Total Purchased Services Expenditures .....	26
Comparison of Monthly and Total Supplies Expenditures .....	28
Comparison of Monthly and Total Equipment Expenditures .....	30
Comparison of Monthly and Total Other Expenditures .....	32
<b>FIVE YEAR FORECAST.....</b>	<b>34</b>
General Fund Financial 5-year Forecast (Nov 30, 2021) .....	34
<b>SECTION II .....</b>	<b>35</b>
Financial Summary of Receipts and Expenditures (all funds).....	36
Receipt Ledger (all funds) .....	49
Check Register (all funds) .....	67
<b>SECTION III .....</b>	<b>75</b>
Bank Reconciliation Report.....	76
Payroll Reconciliation Report.....	77
Investment Report .....	78
Interest Report .....	79
Fiscal Policy .....	80

## **SECTION I**

Estimated Revenue and Expenditures  
General Fund Variance Analysis  
Five Year Forecast (November 30, 2021)



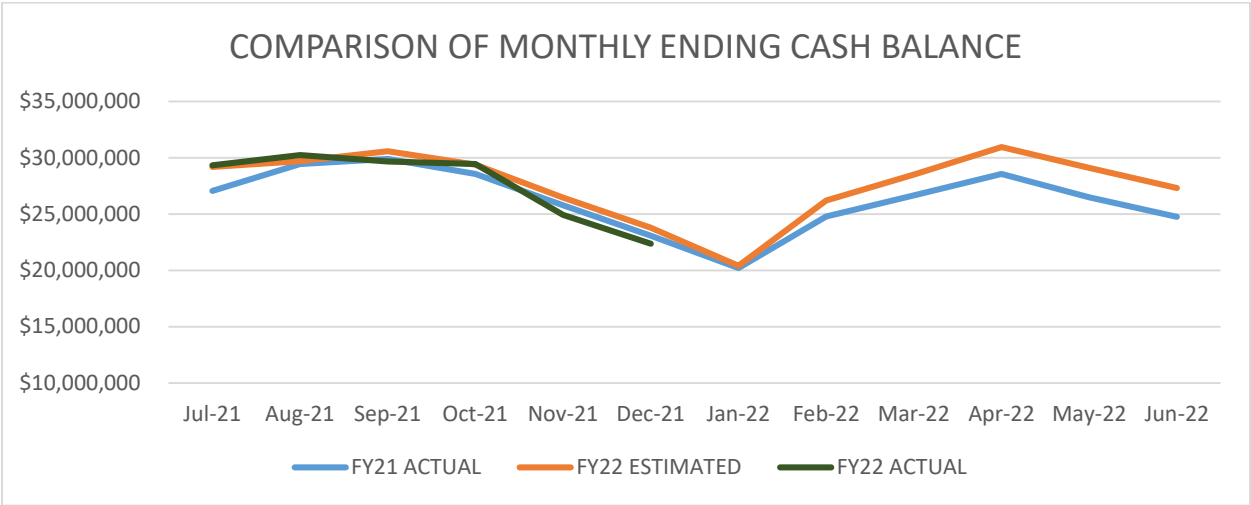
## Comparison of Fiscal Year Revenue and Expenditure Change

### LEBANON CITY SCHOOL DISTRICT – WARREN COUNTY

Financial Forecast	Fiscal Year 2022	Fiscal Year 2023	Fiscal Year 2024	Fiscal Year 2025	Fiscal Year 2026
Beginning Balance (Line 7.010) Plus Renewal/New Levies Modeled	24,748,611	27,324,842	30,132,271	31,119,068	31,069,774
+ Revenue	60,395,483	62,552,226	58,149,306	54,638,005	55,850,735
+ Proposed Renew/Replacement Levies	-	-	4,835,810	9,671,603	9,671,582
+ Proposed New Levies	-	-	-	-	-
- Expenditures	(57,819,252)	(59,744,797)	(61,998,319)	(64,358,901)	(66,793,236)
= Revenue Surplus or Deficit	2,576,231	2,807,429	986,797	(49,294)	(1,270,919)
Line 7.020 Ending Balance with renewal/new levies	27,324,842	30,132,271	31,119,068	31,069,774	29,798,855
Analysis Without Renewal Levies Included:					
Revenue Surplus or Deficit w/o Levies	2,576,231	2,807,429	(3,849,013)	(9,720,897)	(10,942,501)
Ending Balance w/o Levies	27,324,842	30,132,271	26,283,258	16,562,361	5,619,860

**GENERAL FUND VARIANCE ANALYSIS'**

Comparison of Cash Balances



**COMPARISON OF CASH BALANCES**  
**December 31, 2021**

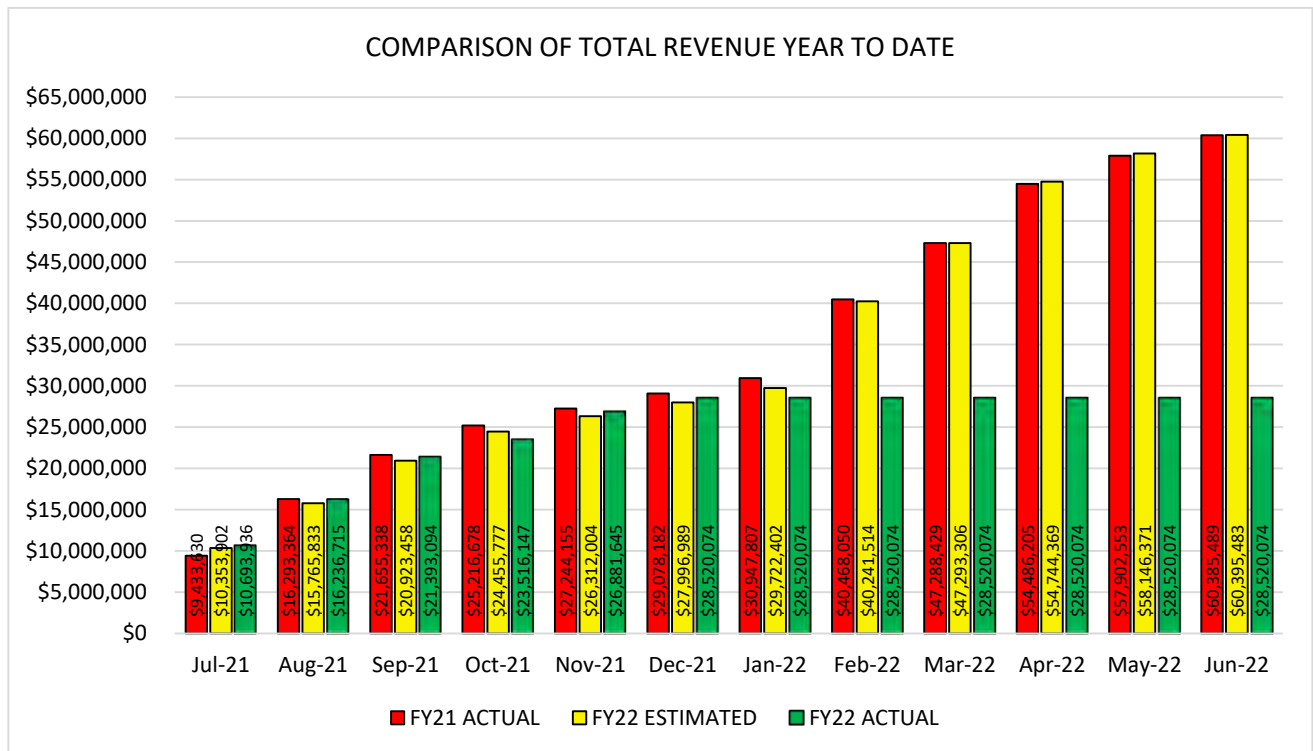
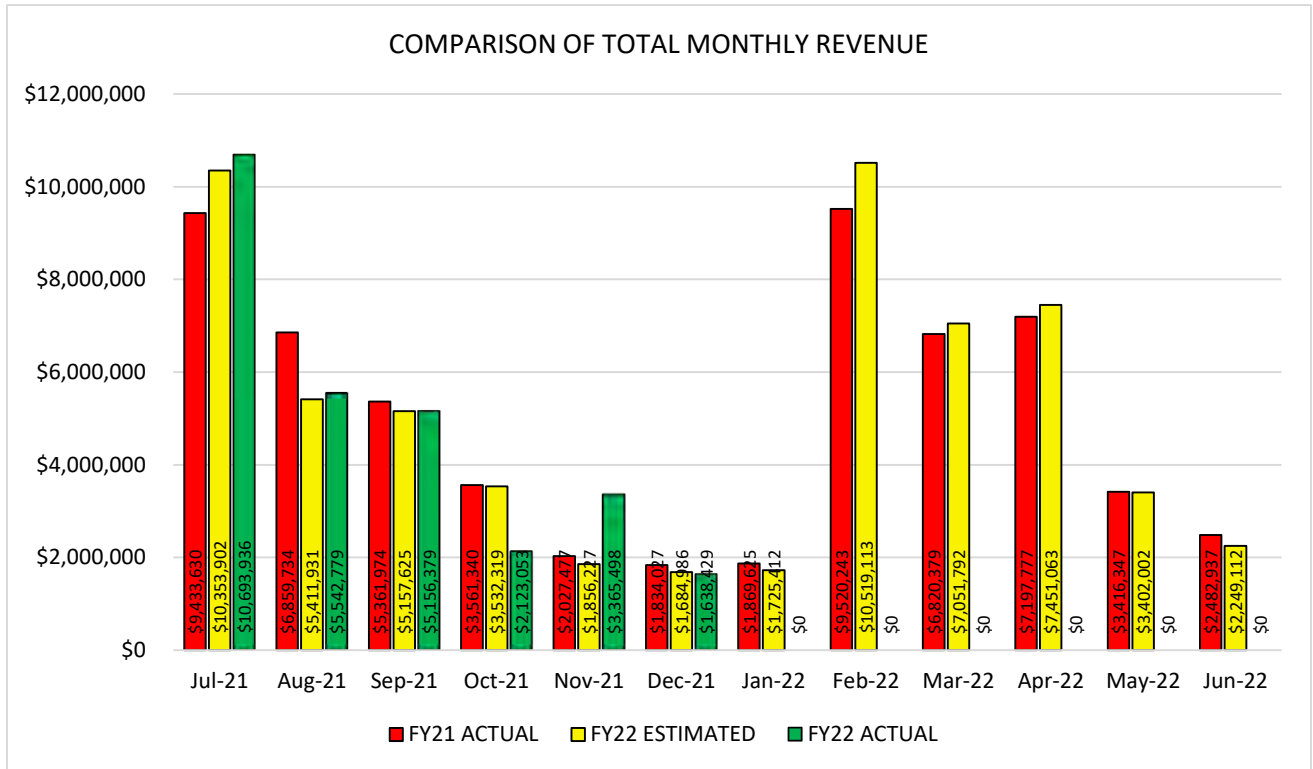
Actual Cash Balance		\$22,367,003
Estimated Cash Balance		\$23,789,562
Variance From Estimate	UNDER	(\$1,422,558)
Percent Variance From Estimate	UNDER	-5.98%
Previous Year Cash Balance		\$23,062,881

Current Encumbrances	\$2,232,941
Current Unencumbered Cash Balance	\$20,134,062
Current Days of Operating Cash (based on Unencumbered Cash Balance)	127.10
Estimated Fiscal Year End Days of Operating Cash	172.50
Minimum General Fund Cash Balance Threshold per Fiscal Policy	36.50
Future Goal for General Fund Cash Balance per Fiscal Policy	120.00

**COMMENTS:** General Fund cash balance as projected on 5-year financial forecast. Actual cash balance to determine number of days of operating cash.

**Additional Note:** Cash balance trending as expected when compared to forecast. However, in the next couple of months, we will see cash balances dip until our new property tax revenues come in.

## Comparison of Monthly and Total Revenue



**COMPARISON OF TOTAL RECEIPTS**  
**December 31, 2021**

	<u>Monthly</u>			<u>Fiscal Year 2022 Year-to-Date</u>
Actual Receipts		\$1,638,429		\$28,520,074
Estimated Receipts		\$1,684,986		\$27,996,989
Variance From Estimate	UNDER	(\$46,557)	OVER	\$523,085
Variance From Estimate	UNDER	-2.76%	OVER	1.87%
Actual Prior Year		\$1,834,027		\$29,078,182
Total Fiscal Year 2022 Estimate				\$60,395,483
Percent Of Total Estimate Received				47.22%
Percent Of Budget Year Completed		6	Months	50.00%

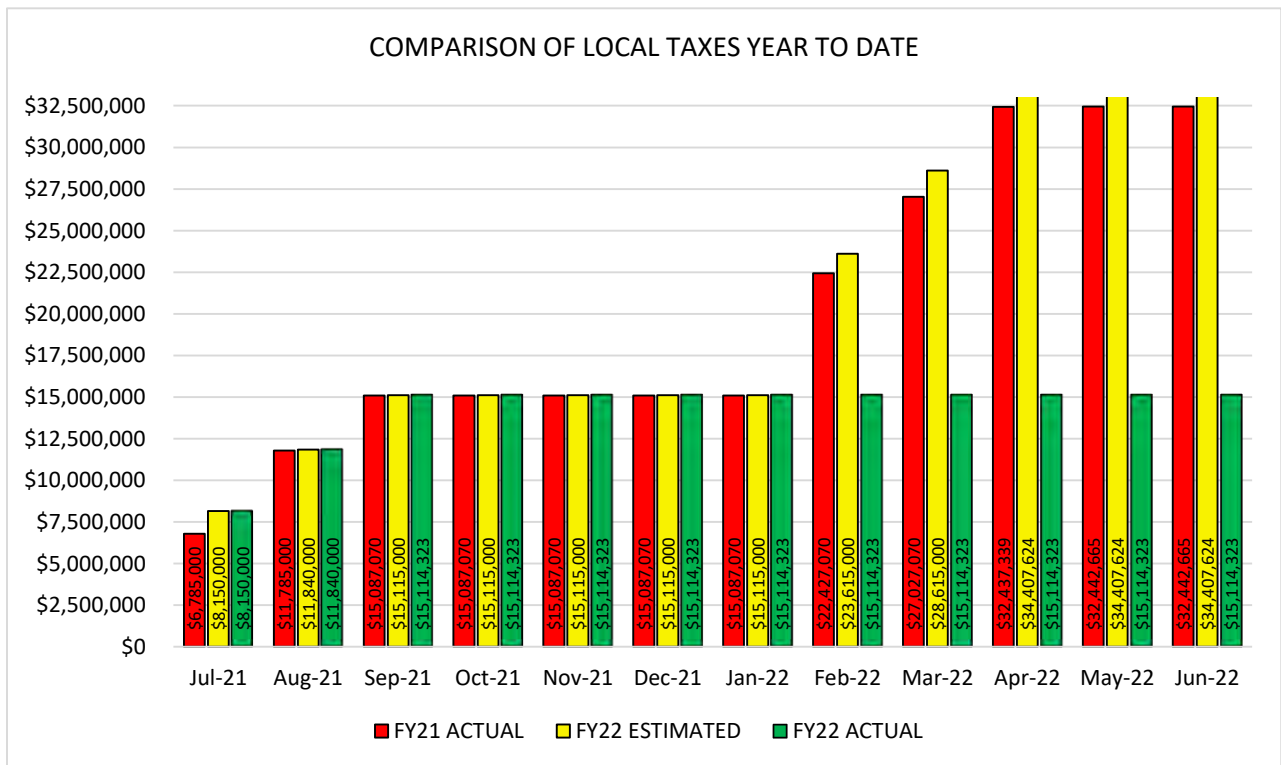
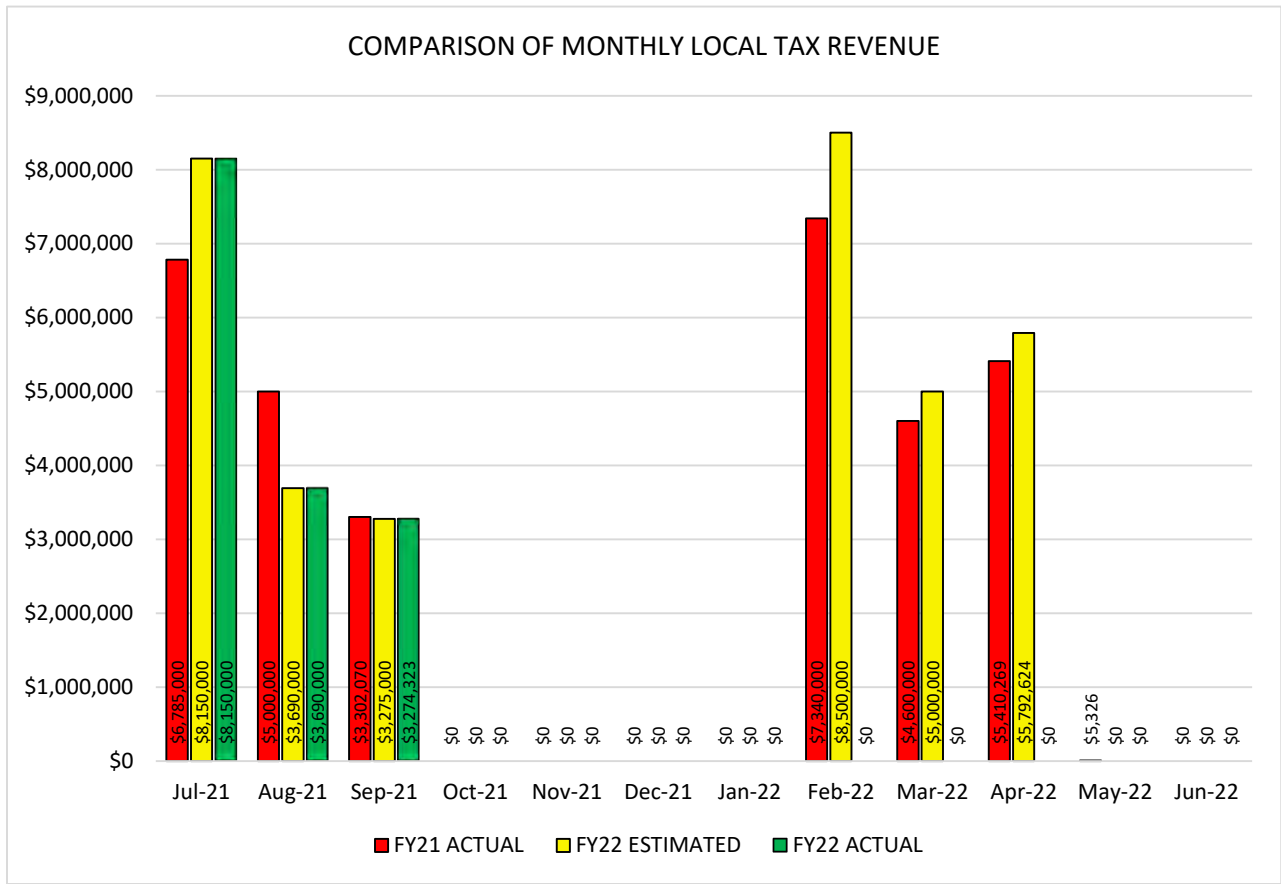
**COMMENTS:**

This category consists of all General Fund revenues contained within this report.

**Additional Note:**

Total receipts FYTD are trending right in line with the forecast. Month-to-date variances will typically be high because certain revenue (like property tax income) comes in during specific months only.

## Comparison of Monthly and Total Tax Revenue



**COMPARISON OF LOCAL TAXES**  
**December 31, 2021**

		Monthly		Fiscal Year 2022 Year-to-Date
Actual Tax Receipts		\$0		\$15,114,323
Estimated Tax Receipts		\$0		\$15,115,000
Variance From Estimate	OVER	\$0	UNDER	(\$677)
Variance From Estimate	OVER	#DIV/0!	UNDER	0.00%
Actual Prior Year		\$0		\$15,087,070
Total Fiscal Year 2022 Estimate				\$34,407,624
Percent Of Total Estimate Received				43.93%
Percent Of Budget Year Completed		6	months	50.00%

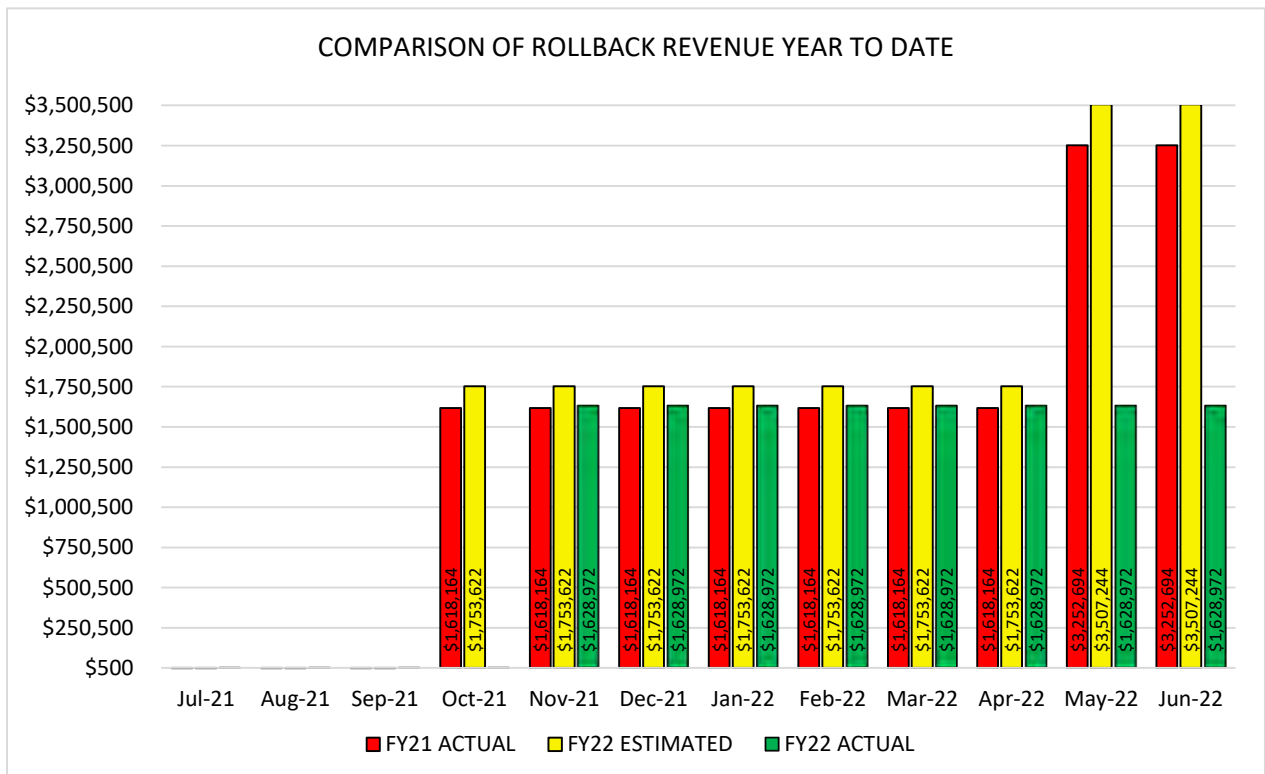
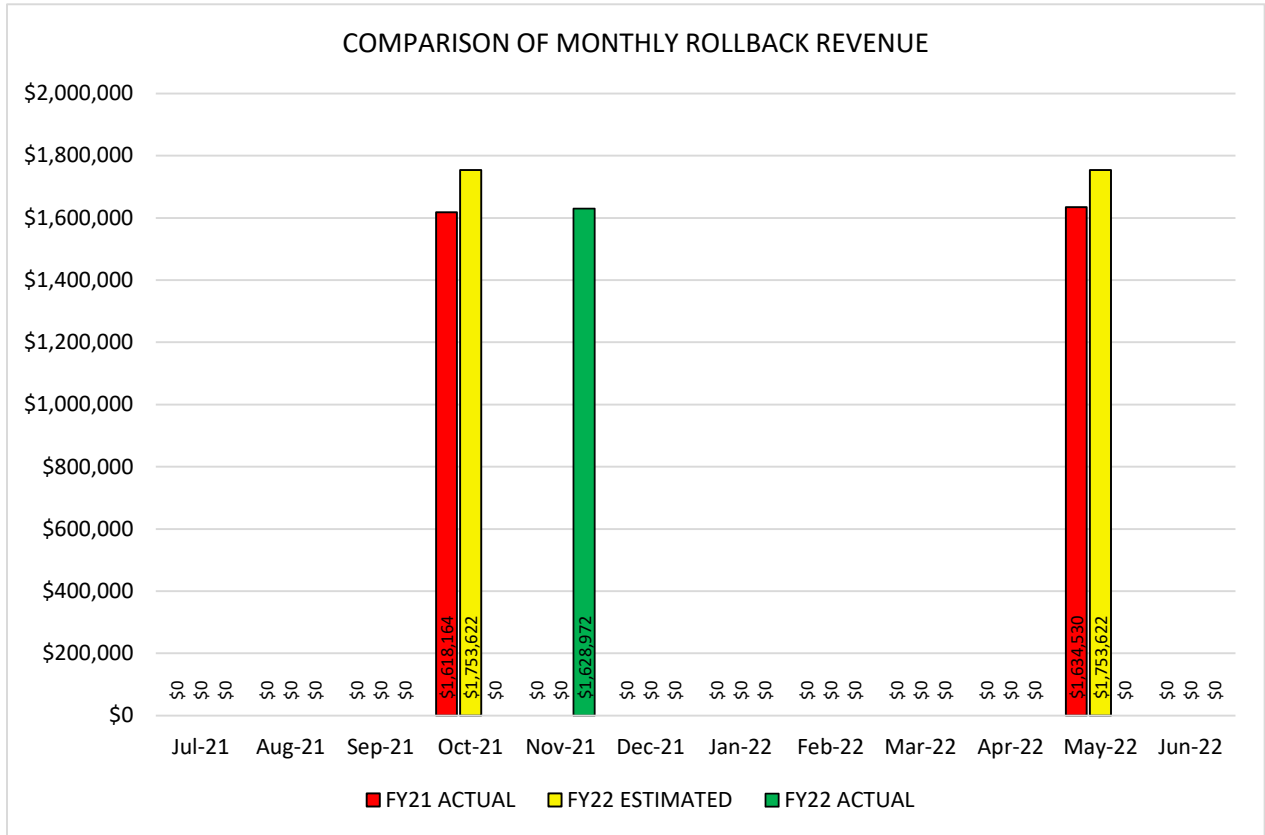
**COMMENTS:**

This category consists of real and personal property taxes. Real property taxes are received in September and April with advances being available the two months prior to settlement. Personal Property taxes are received in October and June.

**Additional Note:**

Total receipts FYTD are trending right in line with the forecast. We do not anticipate receiving anymore property tax revenue until February.

## Comparison of Monthly and Total Rollback Revenue





**COMPARISON OF STATE ROLLBACK  
December 31, 2021**

	<u>Monthly</u>		<u>Fiscal Year 2022 Year-to-Date</u>	
Actual State Receipts		\$0		\$1,628,972
Estimated State Receipts		\$0		\$1,753,622
Variance From Estimate	OVER	\$0	UNDER	(\$124,650)
Variance From Estimate	OVER	#DIV/0!	UNDER	-7.11%
Actual Prior Year		\$0		\$1,618,164
Total Fiscal Year 2022 Estimate				\$3,507,244
Percent Of Total Estimate Received				46.45%
Percent Of Budget Year Completed		6	months	50.00%

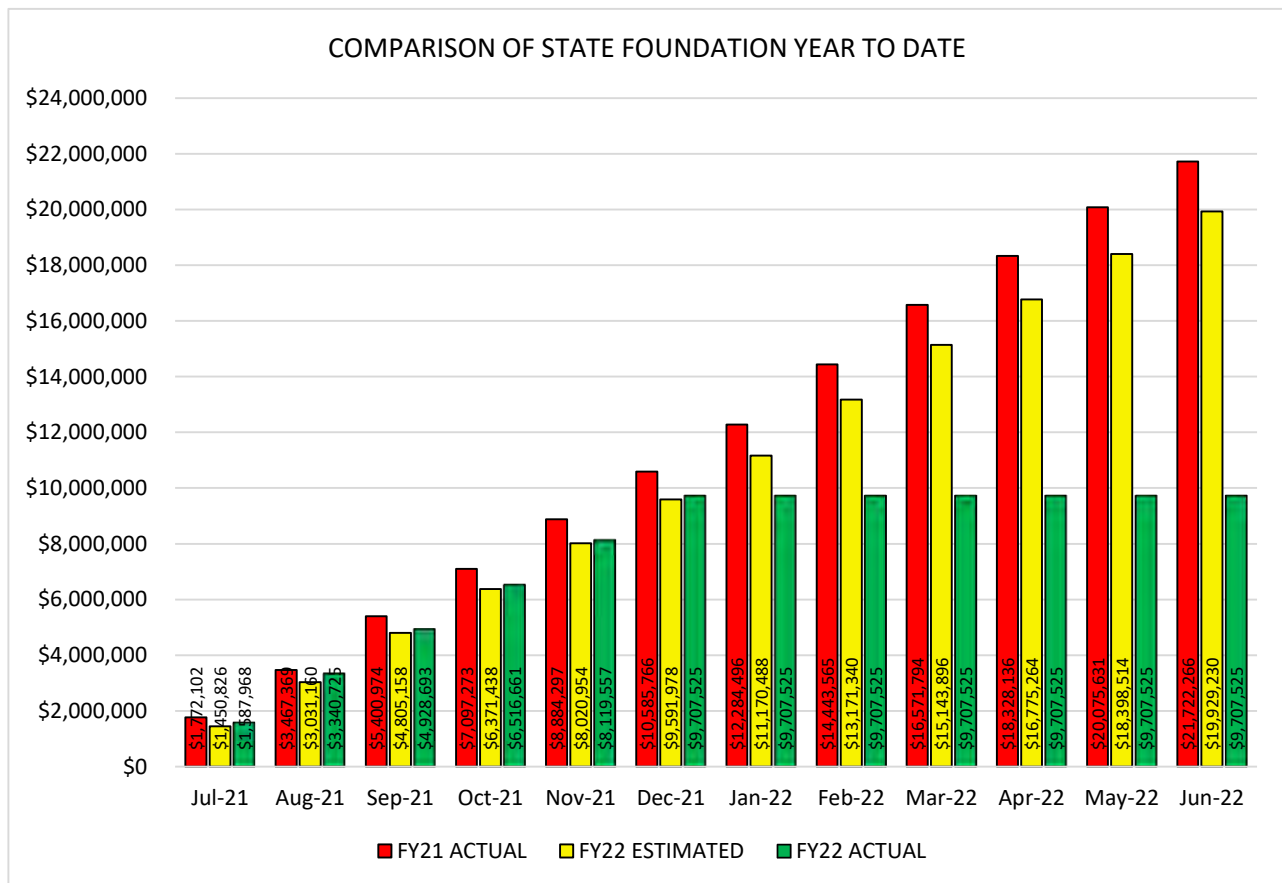
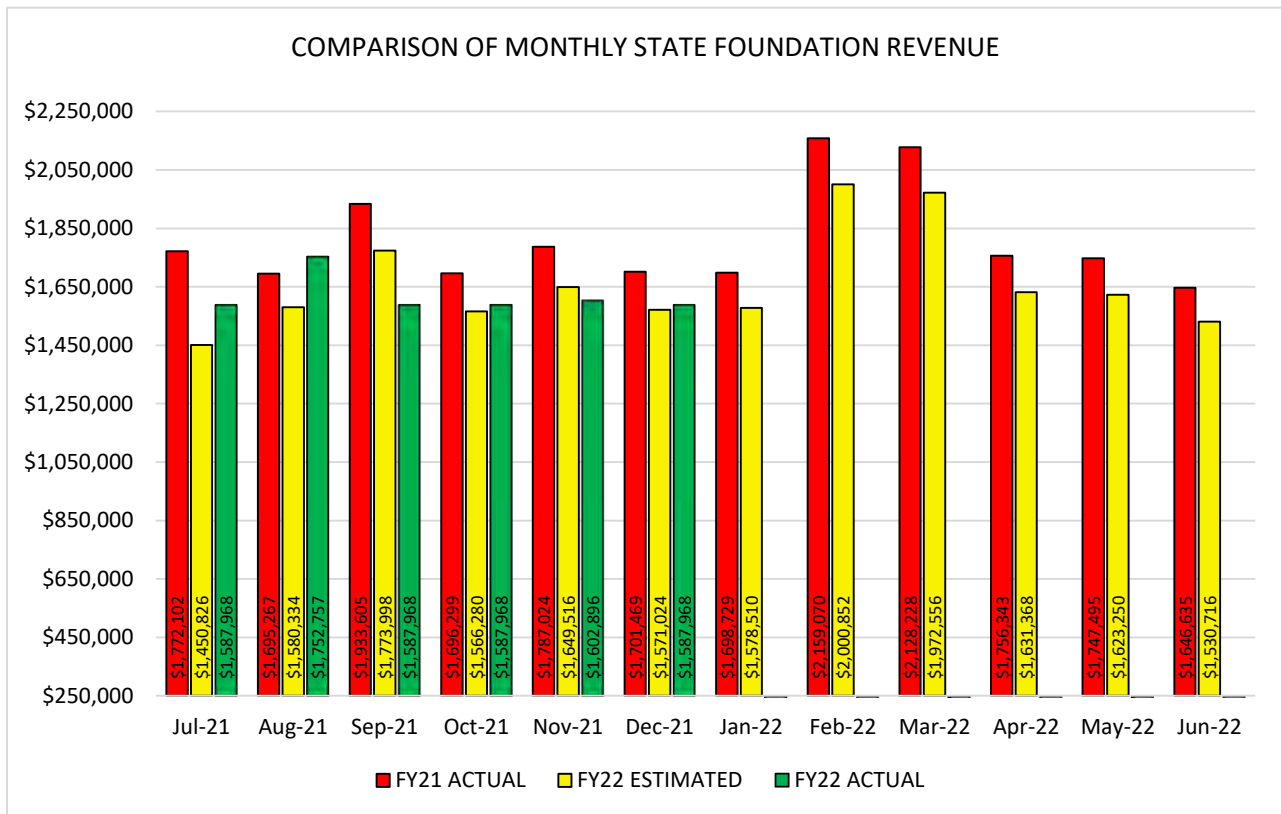
**COMMENTS:**

This category consists of homestead/rollback and \$10,000 exemptions received once for the \$10,000 exemption.

**Additional Note:**

Total receipts FYTD are trending right in line with the forecast.

## Comparison of Monthly and Total Foundation Revenue



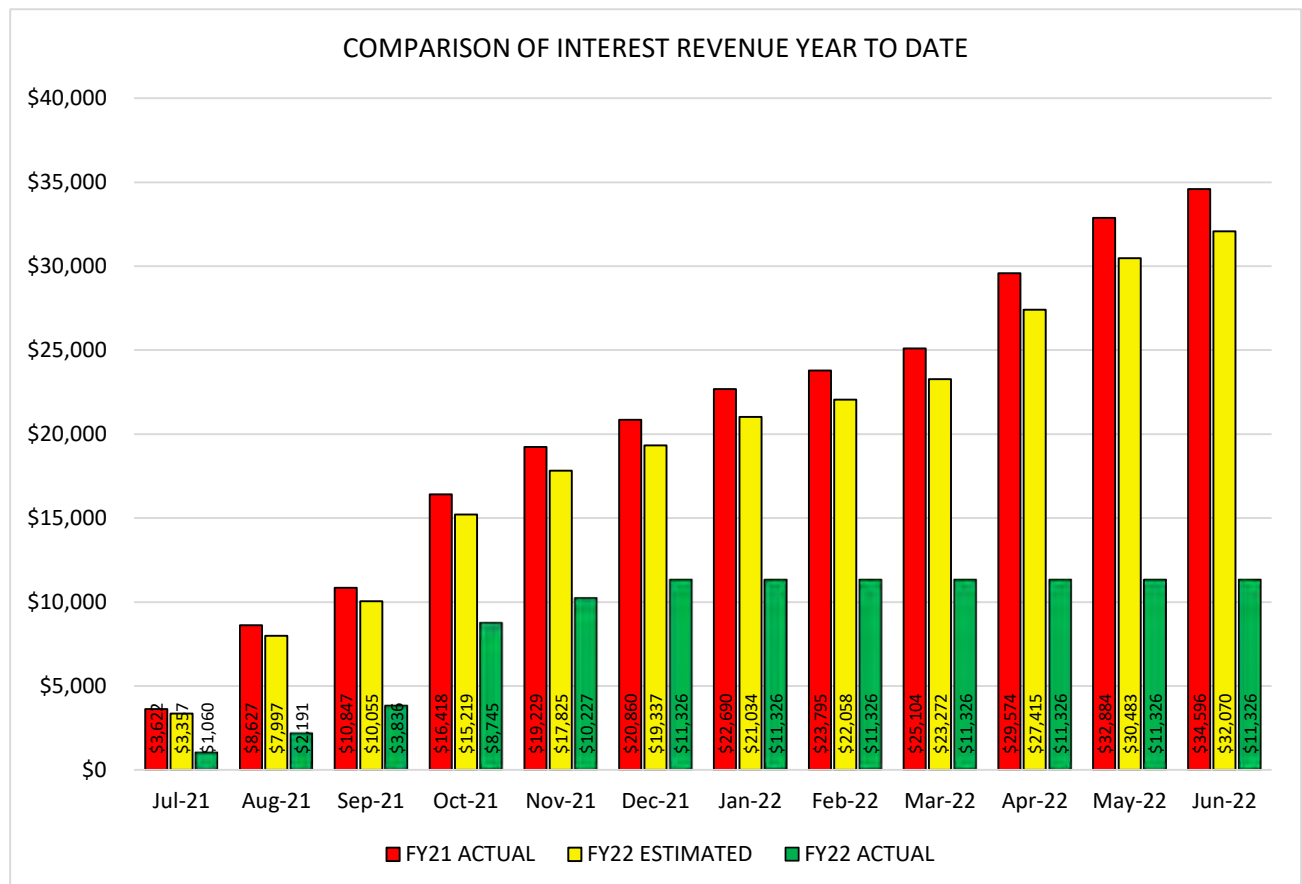
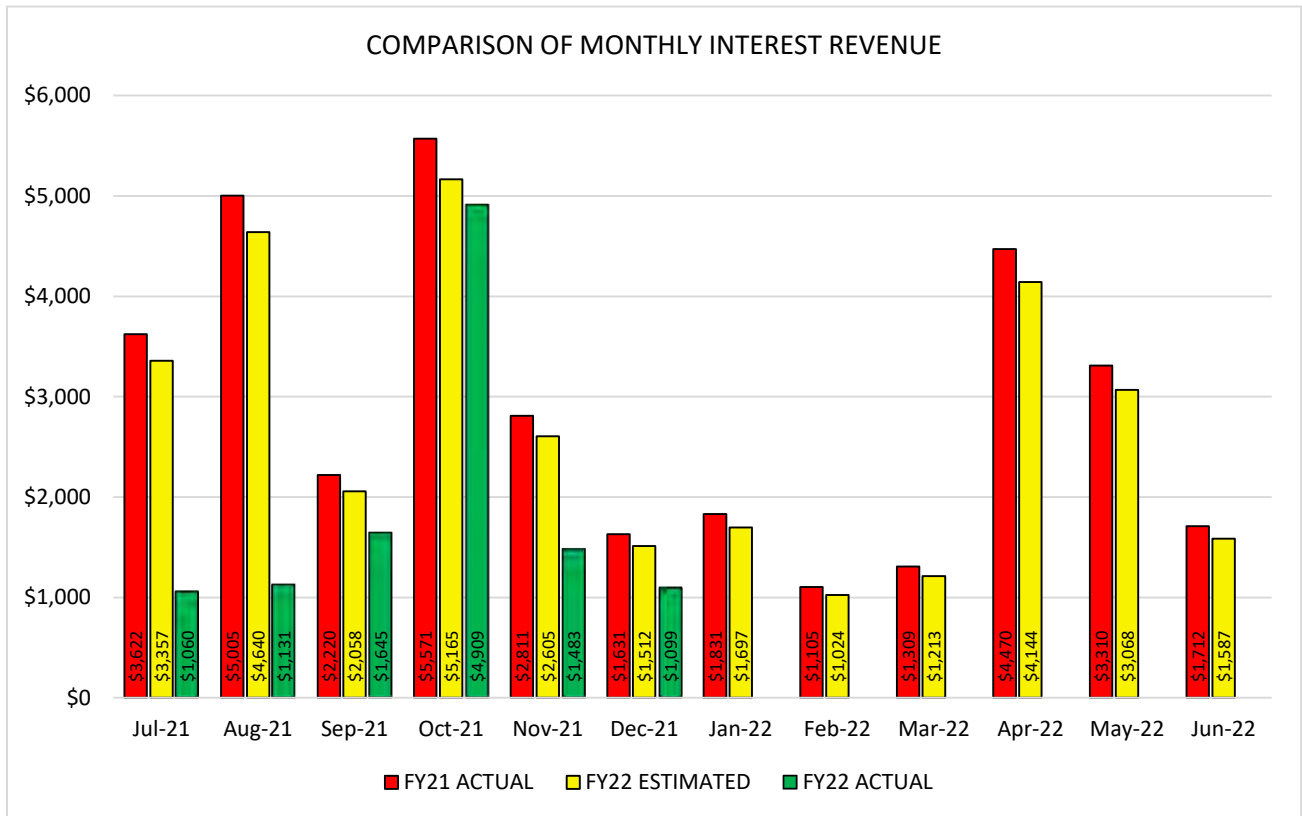
**COMPARISON OF STATE FOUNDATION  
December 31, 2021**

		Monthly		Fiscal Year 2022 Year-to-Date
Actual State Receipts		\$1,587,968		\$9,707,525
Estimated State Receipts		\$1,571,024		\$9,591,978
Variance From Estimate	OVER	\$16,944	OVER	\$115,547
Variance From Estimate	OVER	1.08%	OVER	1.20%
Actual Prior Year		\$1,701,469		\$10,585,766
Total Fiscal Year 2022 Estimate				\$19,929,230
Percent Of Total Estimate Received				48.71%
Percent Of Budget Year Completed		6	months	50.00%

**COMMENTS:** This category consists of unrestricted and restricted state aid.

**Additional Note:** Total receipts FYTD are trending right in line with the forecast.

## Comparison of Monthly and Total Interest Revenue



## COMPARISON OF INTEREST EARNINGS

December 31, 2021

	<u>Monthly</u>		<u>Fiscal Year 2022 Year-to-Date</u>	
Actual Interest Receipts		\$1,099		\$11,326
Estimated Interest Receipts		\$1,512		\$19,337
Variance From Estimate	UNDER	(\$413)	UNDER	(\$8,011)
Variance From Estimate	UNDER	-27.34%	UNDER	-41.43%
Actual Prior Year		\$1,631		\$20,860
Total Fiscal Year 2022 Estimate				\$32,070
Percent Of Total Estimate Received				35.32%
Percent Of Budget Year Completed		6 months		50.00%

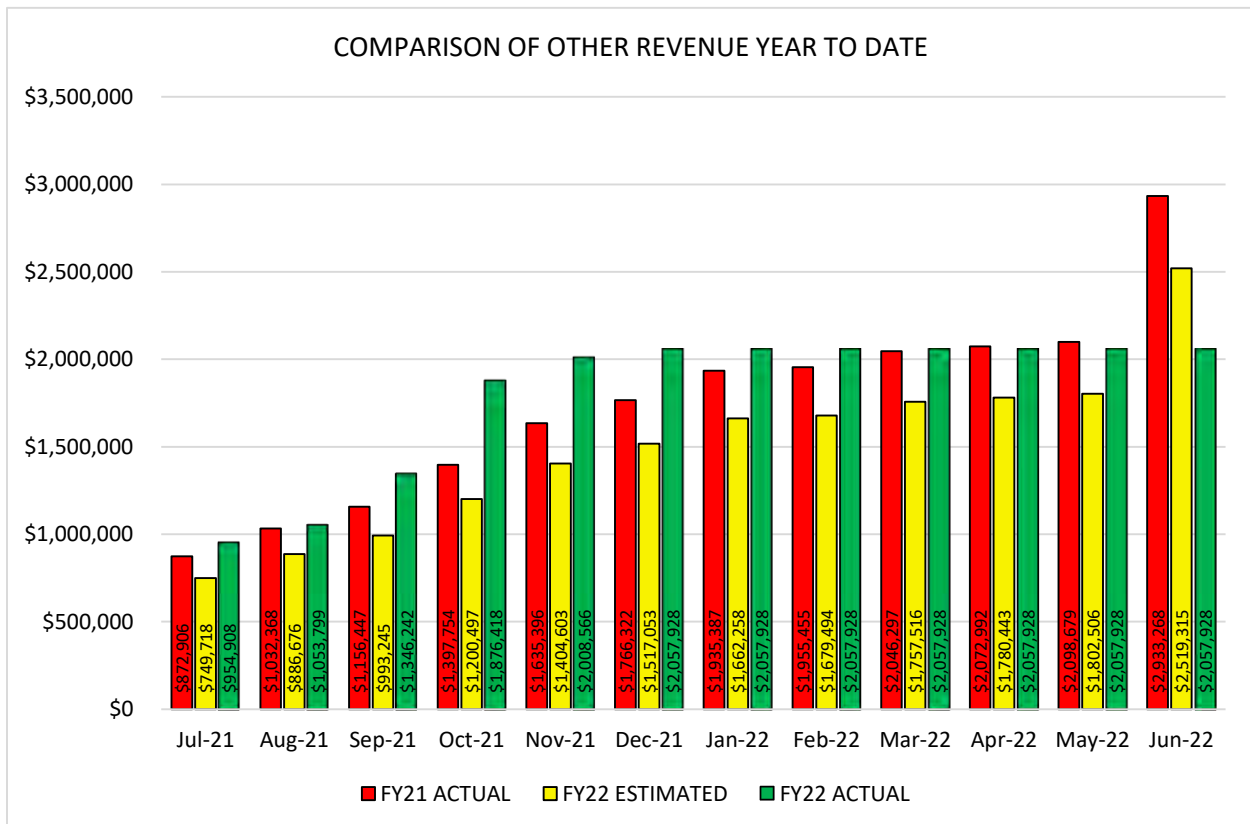
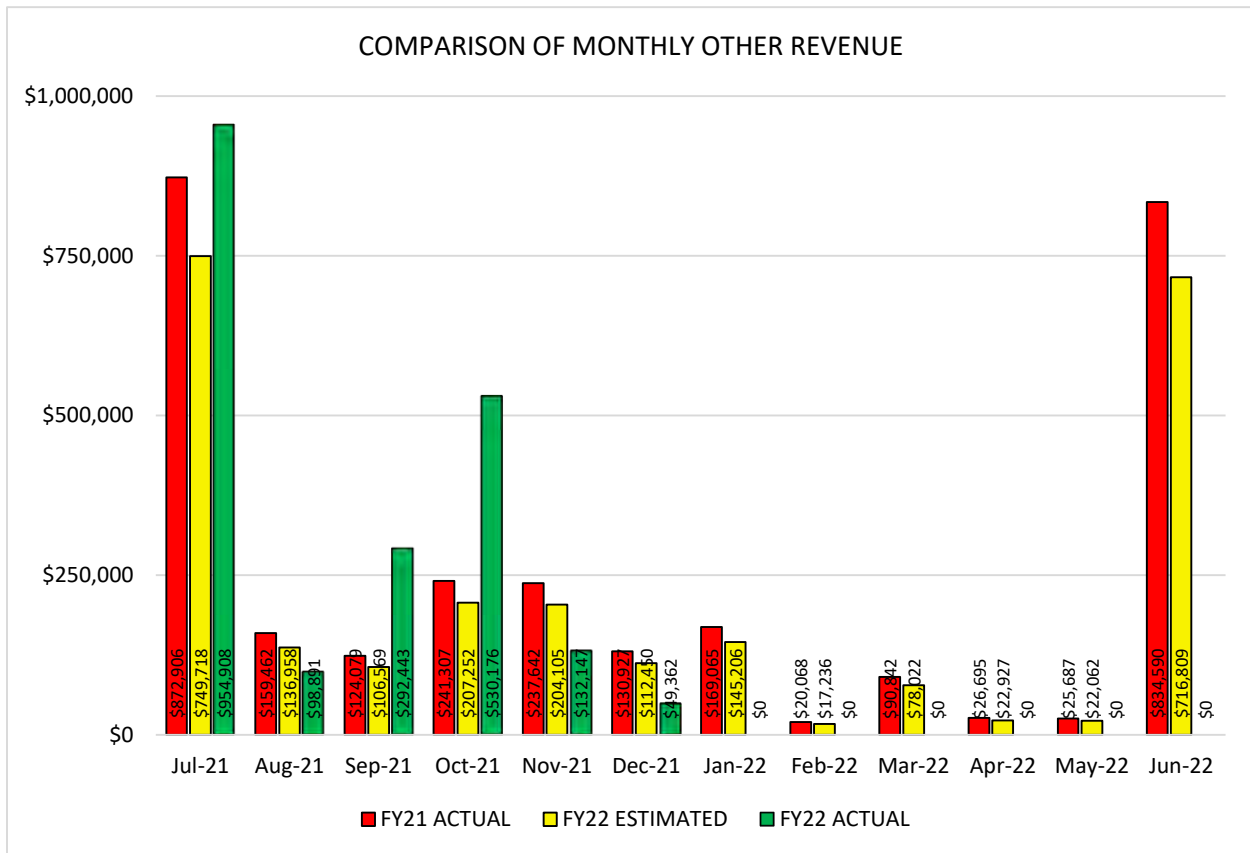
### COMMENTS:

This category consists of investment income. Currently, all interest is posted in the current month of receiving it.

### Additional Note:

Trending less than anticipated at this point in the year due to interest rate environment. This will continue to be a volatile line item due to the current economic environment and the impact of COVID-19 on the economy. This is small portion of the district's General Fund income; however, we may need to do some analysis in the near future to see if there is anything we can do to improve our earnings.

## Comparison of Monthly and Total Other Revenue



**COMPARISON OF OTHER REVENUES**  
**December 31, 2021**

		Monthly		Fiscal Year 2022 Year-to-Date
Actual Other Receipts		\$49,362		\$2,057,928
Estimated Other Receipts		\$112,450		\$1,517,053
Variance From Estimate	UNDER	(\$63,087)	OVER	\$540,875
Variance From Estimate	UNDER	-56.10%	OVER	35.65%
Actual Prior Year		\$130,927		\$1,766,322
Total Fiscal Year 2022 Estimate				\$2,519,315
Percent Of Total Estimate Received				81.69%
Percent Of Budget Year Completed		6	months	50.00%

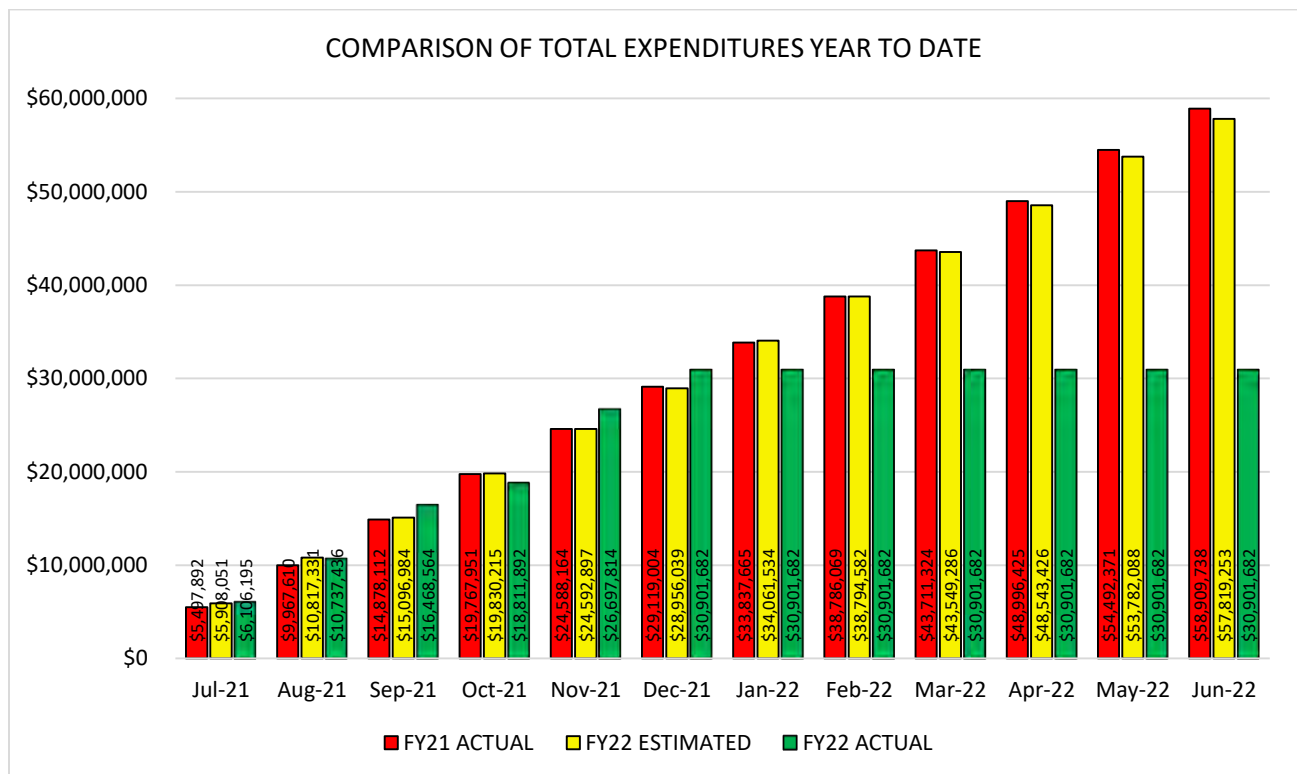
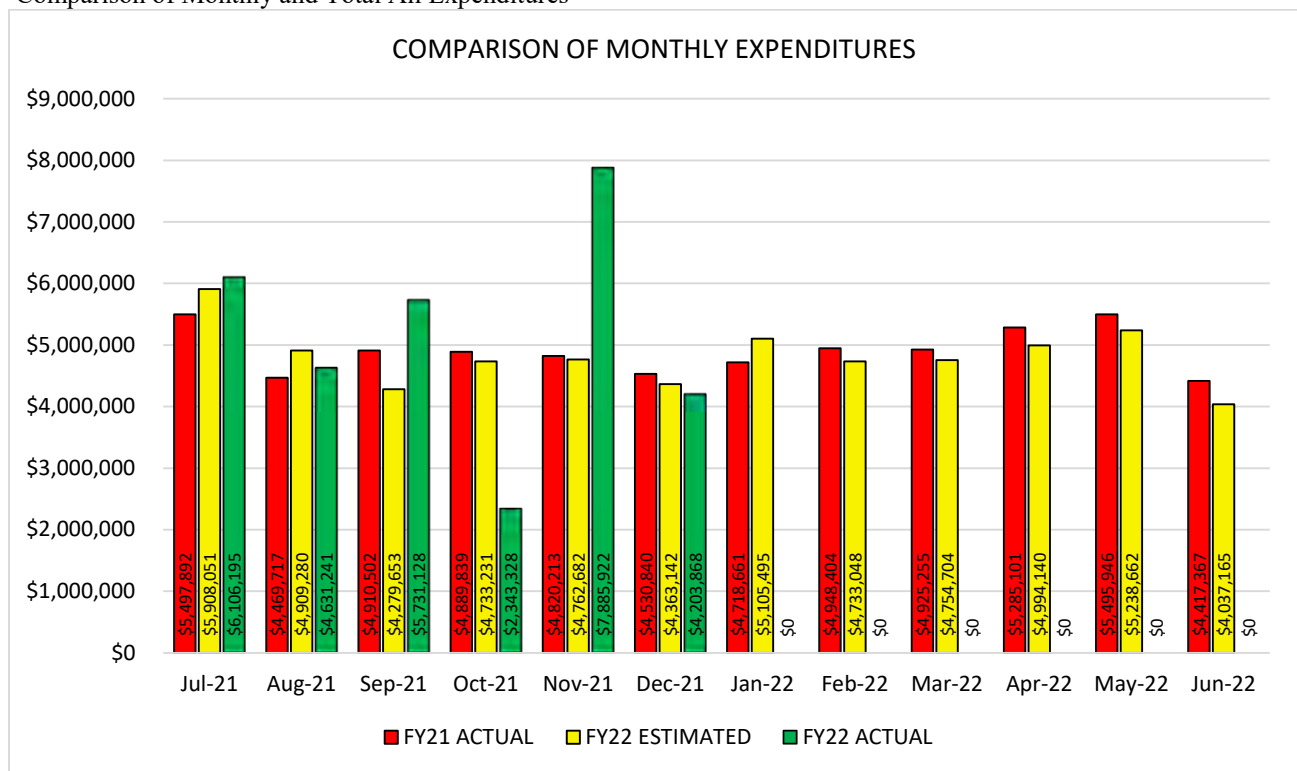
**COMMENTS:**

This category consists of advances-in, transfers-in, notes received, other state sources, tuition, rent, sale of assets, and other miscellaneous revenues.

**Additional Note:**

This month shows an increase FYTD in other receipts. We will need to monitor these figures and perhaps adjust the financial forecast to better reflect this trend.

## Comparison of Monthly and Total All Expenditures





**COMPARISON OF TOTAL EXPENDITURES**  
**December 31, 2021**

		Monthly		Fiscal Year 2022 Year-to-Date
Actual Expenditures		\$4,203,868		\$30,901,682
Estimated Expenditures		\$4,363,142		\$28,956,039
Variance From Estimate	UNDER	(\$159,274)	OVER	\$1,945,643
Variance From Estimate	UNDER	-3.65%	OVER	6.72%
Actual Prior Year		\$4,530,840		\$29,119,004
Total Fiscal Year 2022 Estimate				\$57,819,253
Percent Of Total Estimate Spent				53.45%
Percent Of Budget Year Completed		6 months		50.00%

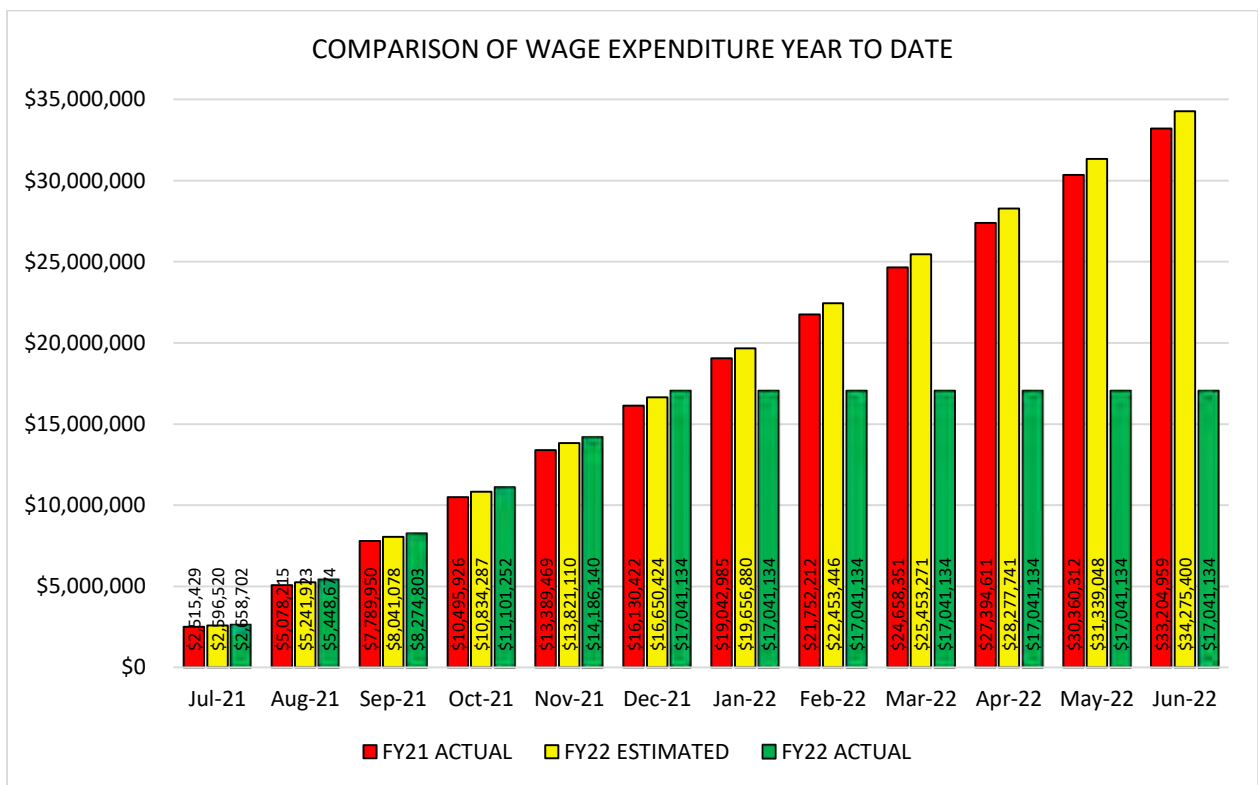
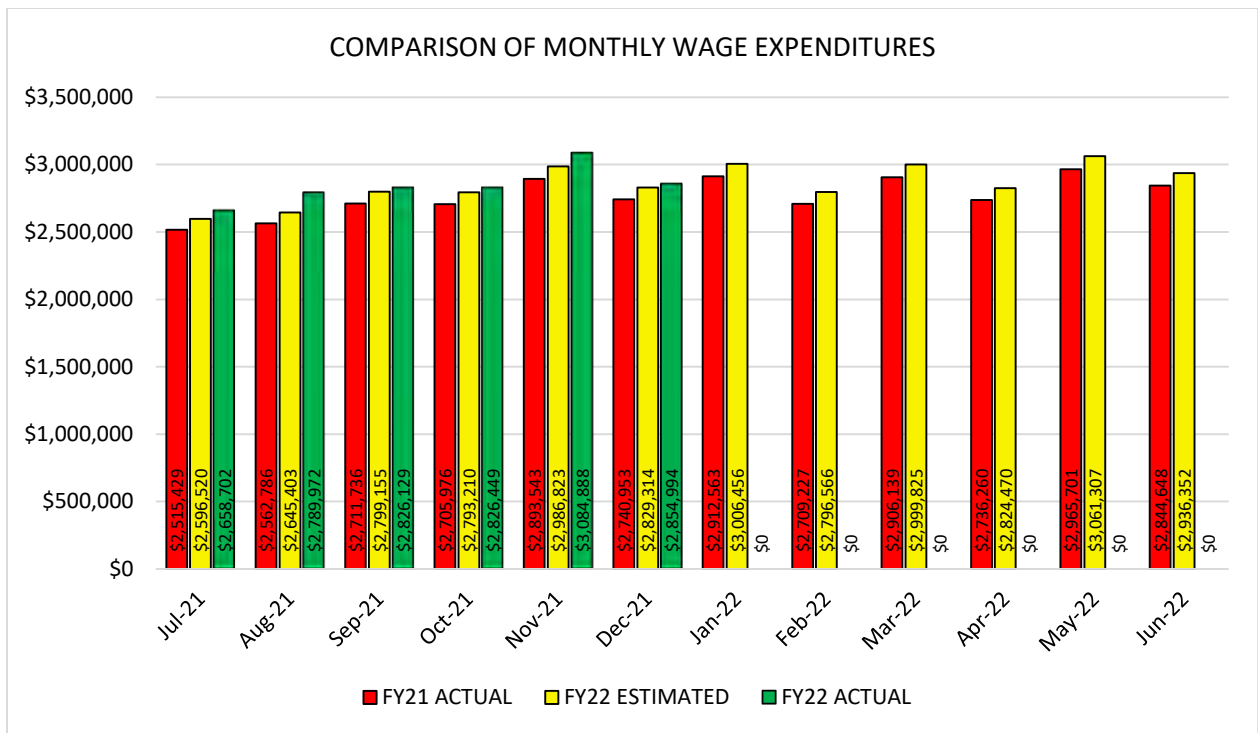
**COMMENTS:**

This category consists of all expenditures contained within this report.

**Additional Note:**

Total expenditures FYTD are slightly higher than the forecast projected. We need to evaluate the accuracy of our assumptions for expenditures in the forecast.

Month-to-date variances will typically be high because certain expenses (like license renewals, supplemental pays, etc.) occur during specific months only.



**COMPARISON OF WAGE EXPENDITURES**  
**December 31, 2021**

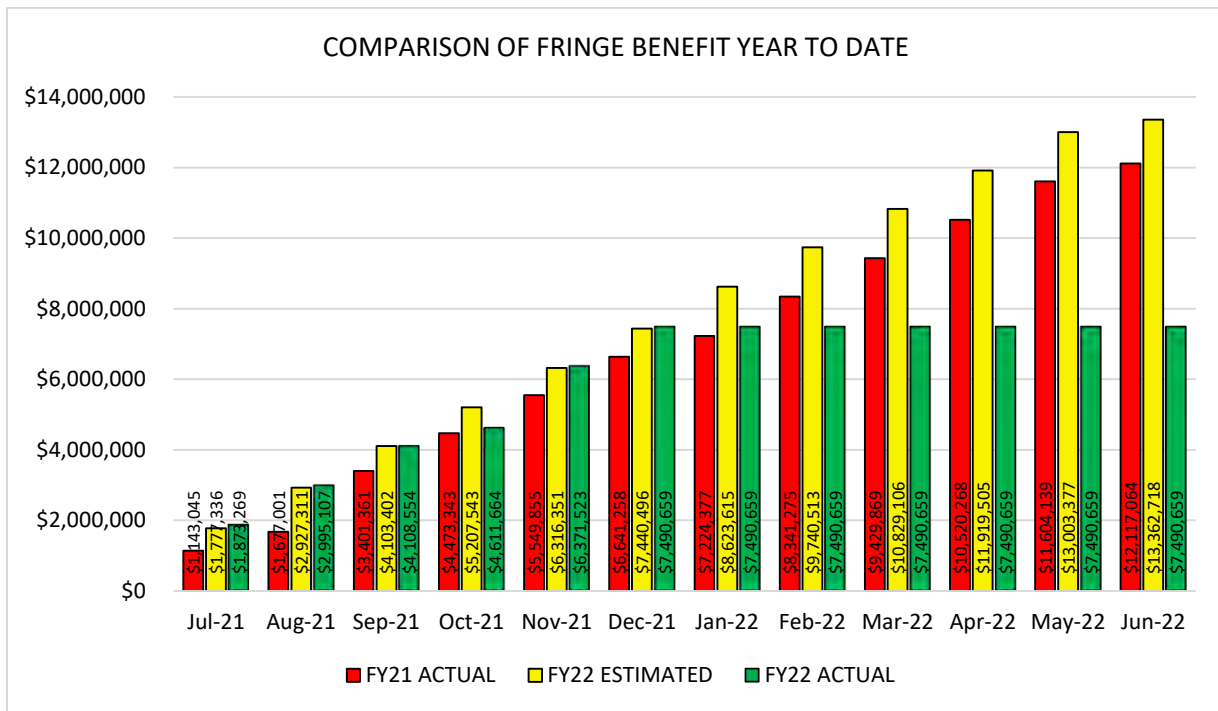
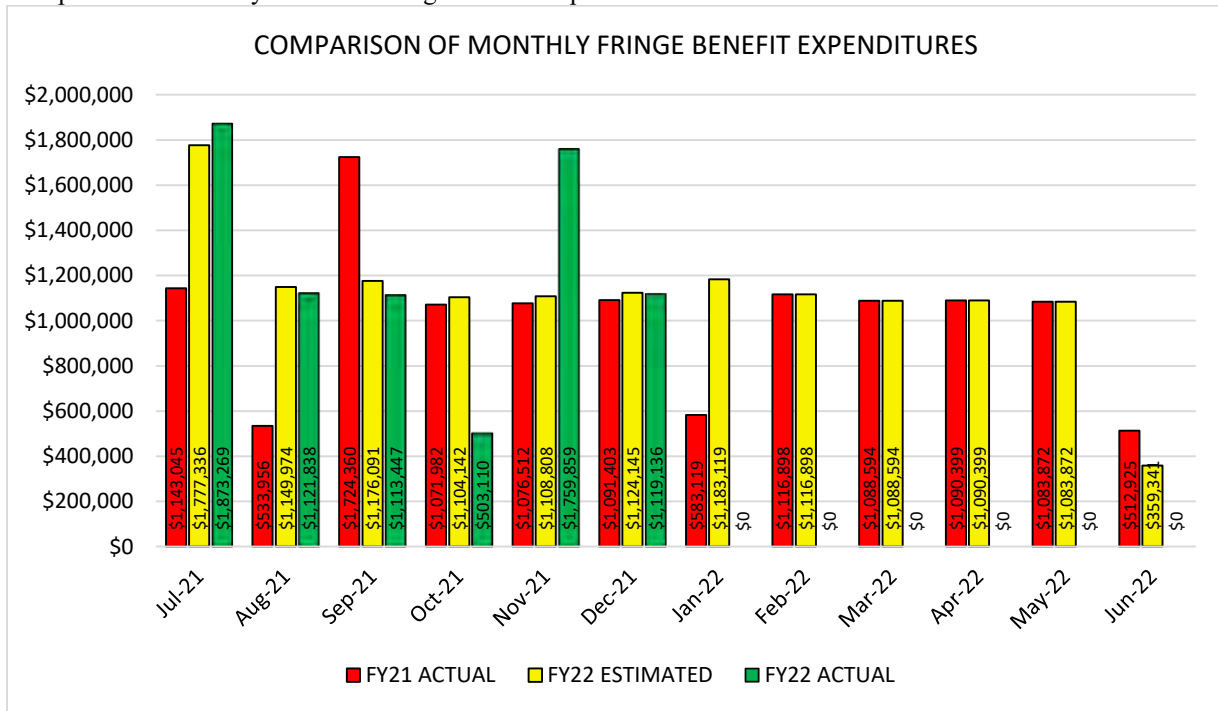
	<u>Monthly</u>		<u>Fiscal Year 2022 Year-to-Date</u>	
Actual Wage Expenditures		\$2,854,994		\$17,041,134
Estimated Wage Expenditures		\$2,829,314		\$16,650,424
Variance From Estimate	OVER	\$25,680	OVER	\$390,710
Variance From Estimate	OVER	0.91%	OVER	2.35%
Actual Prior Year		\$2,740,953		\$16,130,422
Total Fiscal Year 2022 Estimate				\$34,275,400
Percent Of Total Estimate Spent				49.72%
Percent Of Budget Year Completed		6 months		50.00%
Percent of Wage Expenditures to Revenues				59.75%
Total Percent of Wages & Fringes to Revenues				86.02%
Percent of Wage Expenditures to Total Expenditures				55.15%
Estimated Wage Expenditures to Total Expenditures				53.88%
Difference				1.26%
Total Percent of Wages & Fringes to Expenditures				79.39%
Estimated Percent of Wages & Fringes to Total Expenditures				77.96%
Difference				1.43%

**COMMENTS:**

This category consists of regular wages, substitute wages, and supplementals, etc.

Additional Note:

## Comparison of Monthly and Total Fringe Benefit Expenditures



**COMPARISON OF FRINGE BENEFIT EXPENDITURES**  
**December 31, 2021**

	Monthly	Fiscal Year 2022 Year-to-Date
Actual Fringe Benefit Expenditures	\$1,119,136	\$7,490,659
Estimated Fringe Benefit Expenditures	\$1,124,145	\$7,440,496

Variance From Estimate	UNDER	(\$5,009)	OVER	\$50,163
------------------------	-------	-----------	------	----------

Variance From Estimate	UNDER	-0.45%	OVER	0.67%
------------------------	-------	--------	------	-------

Actual Prior Year	\$1,091,403	\$6,641,258
-------------------	-------------	-------------

Total Fiscal Year 2022 Estimate	\$13,362,718
---------------------------------	--------------

Percent Of Total Estimate Spent	56.06%
---------------------------------	--------

Percent Of Budget Year Completed	6 months	50.00%
----------------------------------	----------	--------

Percent of Fringe Benefits to Revenues	26.26%
Total Percent of Wages & Fringes to Revenues	86.02%

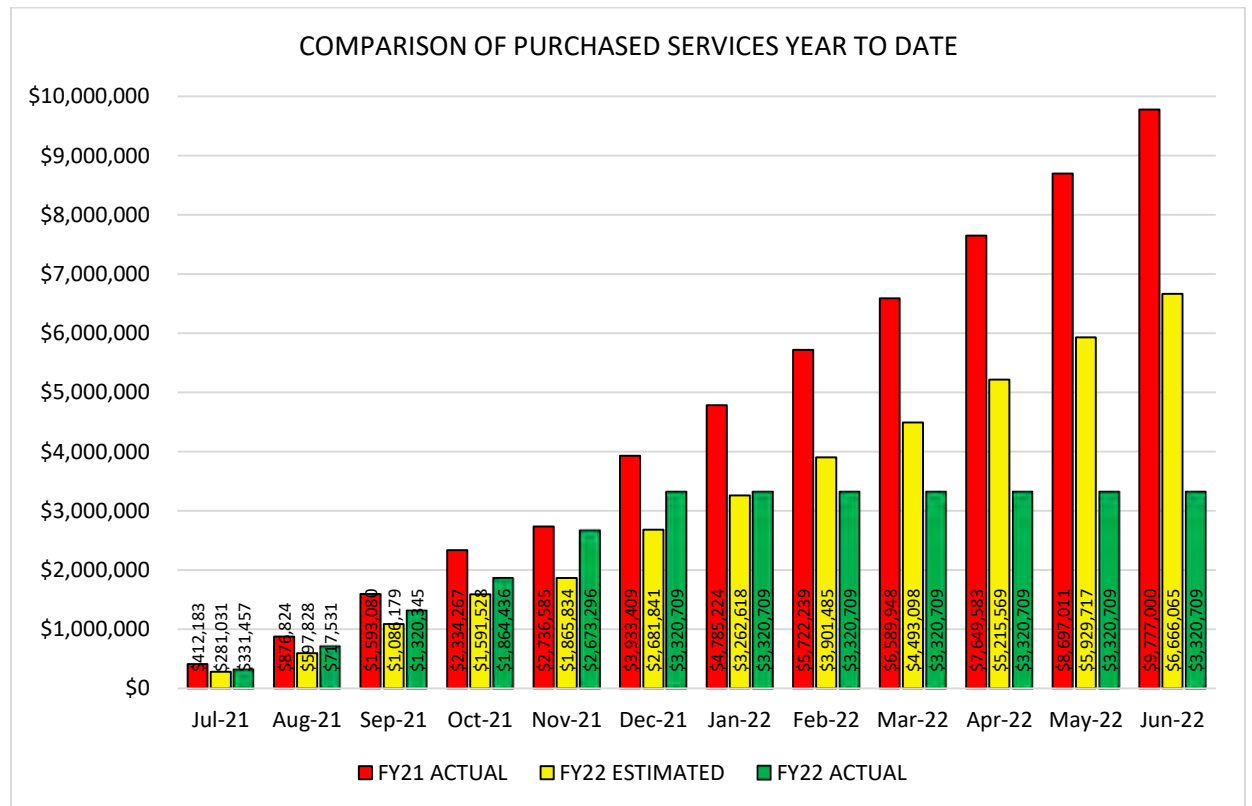
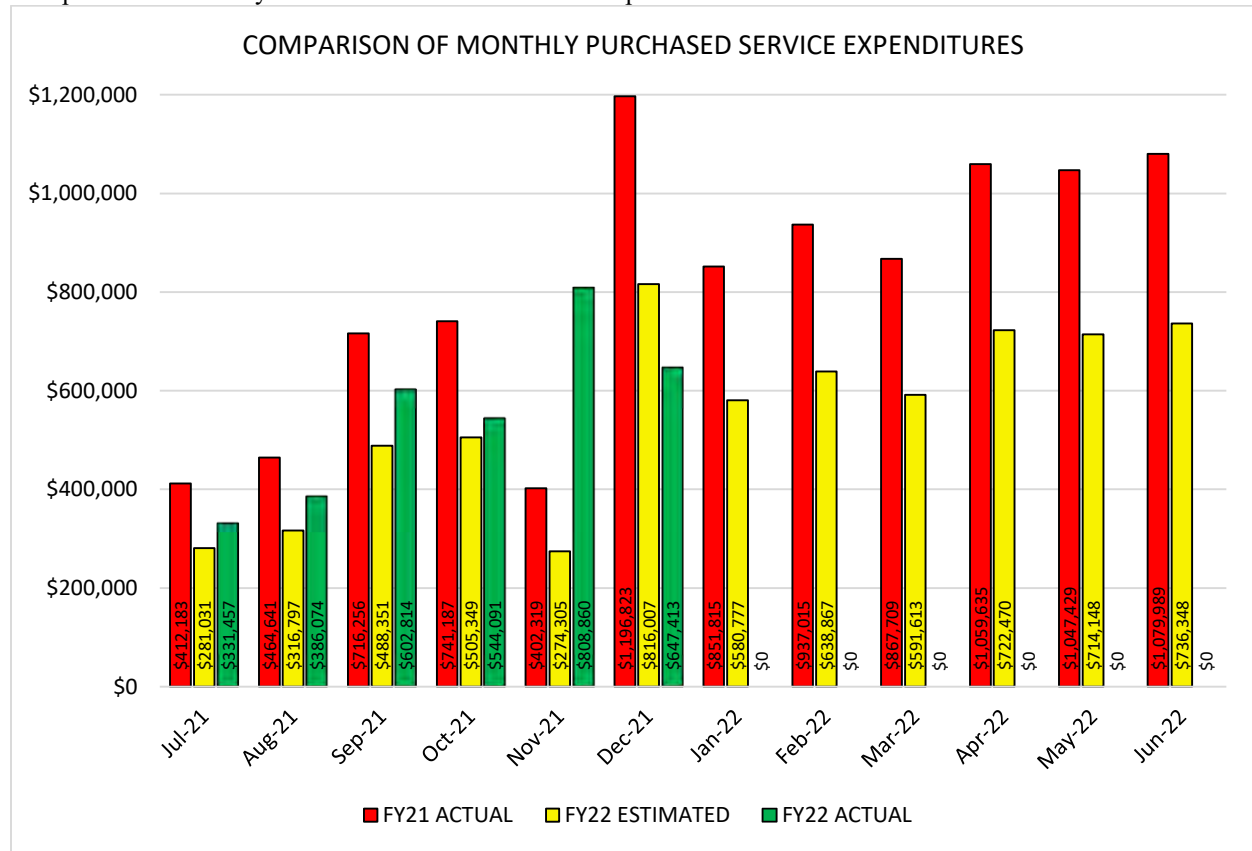
Percent of Fringe Benefits to Total Expenditures	24.24%
Estimated Fringe Benefits to Total Expenditures	24.08%
Difference	0.16%

Total Percent of Wages & Fringes to Expenditures	79.39%
Estimated Percent of Wages & Fringes to Total Expenditures	77.96%
Difference	1.43%

**COMMENTS:** This category consists of employee insurance programs, retirement, Medicare, etc.

**Additional Note:**

## Comparison of Monthly and Total Purchased Services Expenditures



**COMPARISON OF PURCHASED SERVICE EXPENDITURES**  
**December 31, 2021**

		<u>Monthly</u>		<u>Fiscal Year 2022 Year-to- Date</u>
Actual Service Expenditures		\$647,413		\$3,320,709
Estimated Service Expenditures		\$816,007		\$2,681,841
Variance From Estimate	UNDER	(\$168,594)	OVER	\$638,868
Variance From Estimate	UNDER	-20.66%	OVER	23.82%
Actual Prior Year		\$1,196,823		\$3,933,409
Total Fiscal Year 2022 Estimate				\$6,666,065
Percent Of Total Estimate Spent				49.82%
Percent Of Budget Year Completed			6 months	50.00%

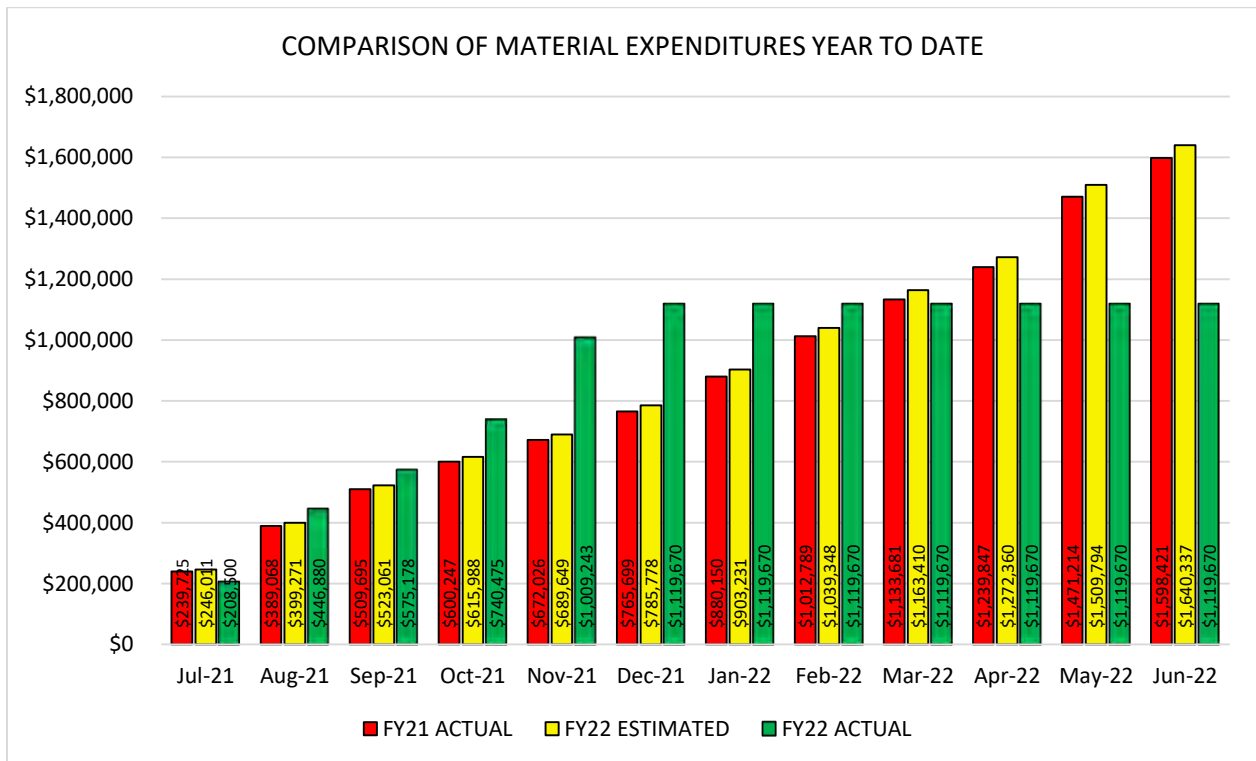
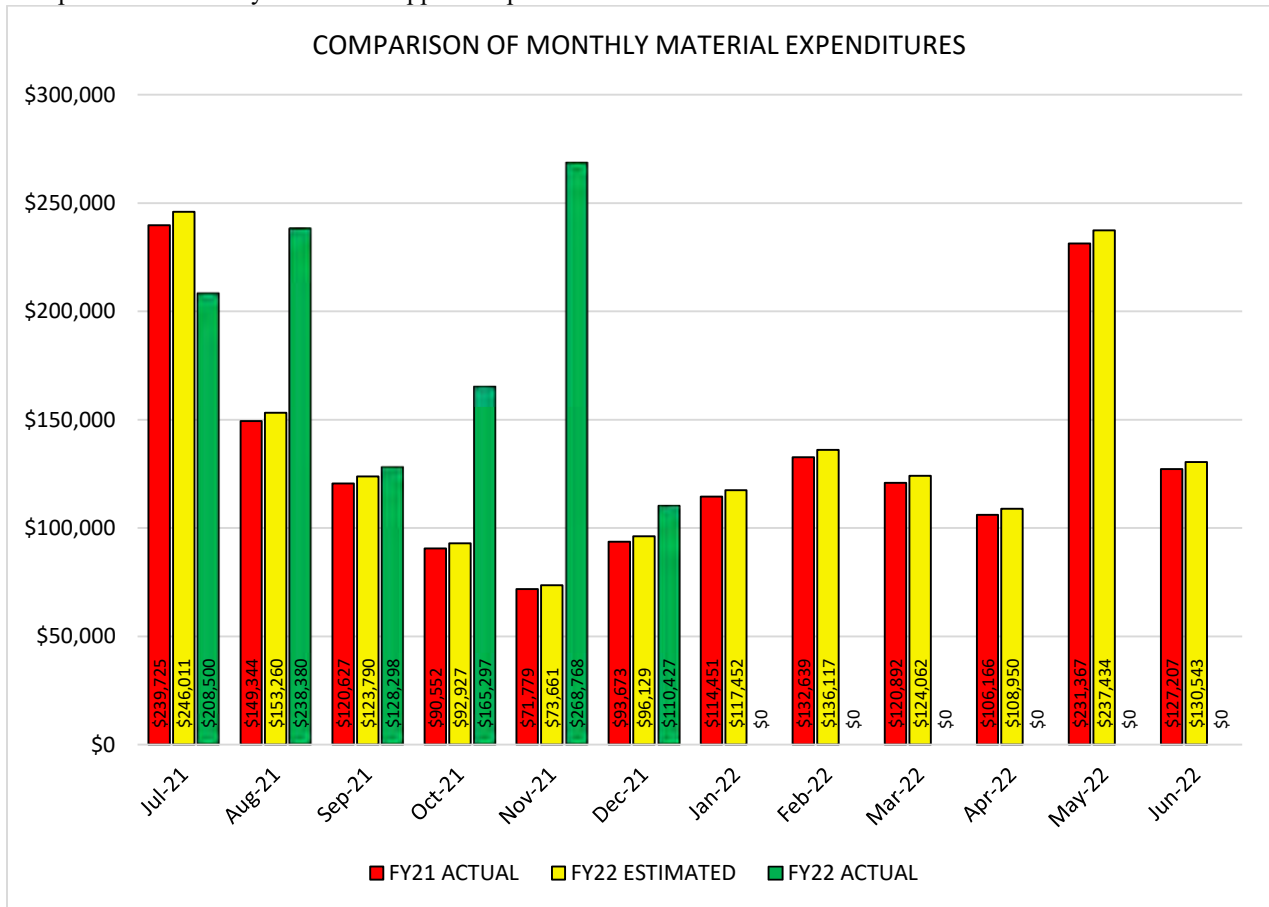
**COMMENTS:**

This category consists of contract services, utilities, lease purchase costs, repairs, etc.

**Additional Note:**

FYTD expenditures are trending high compared to what we projected due to the anticipated change in the State Funding formula. Initially, we anticipated the change in State funding to occur during November. However, the change had not yet occurred as of the end of December. As such, we are trending higher in both purchased service expenditures AND corresponding State Funding revenue.

## Comparison of Monthly and Total Supplies Expenditures





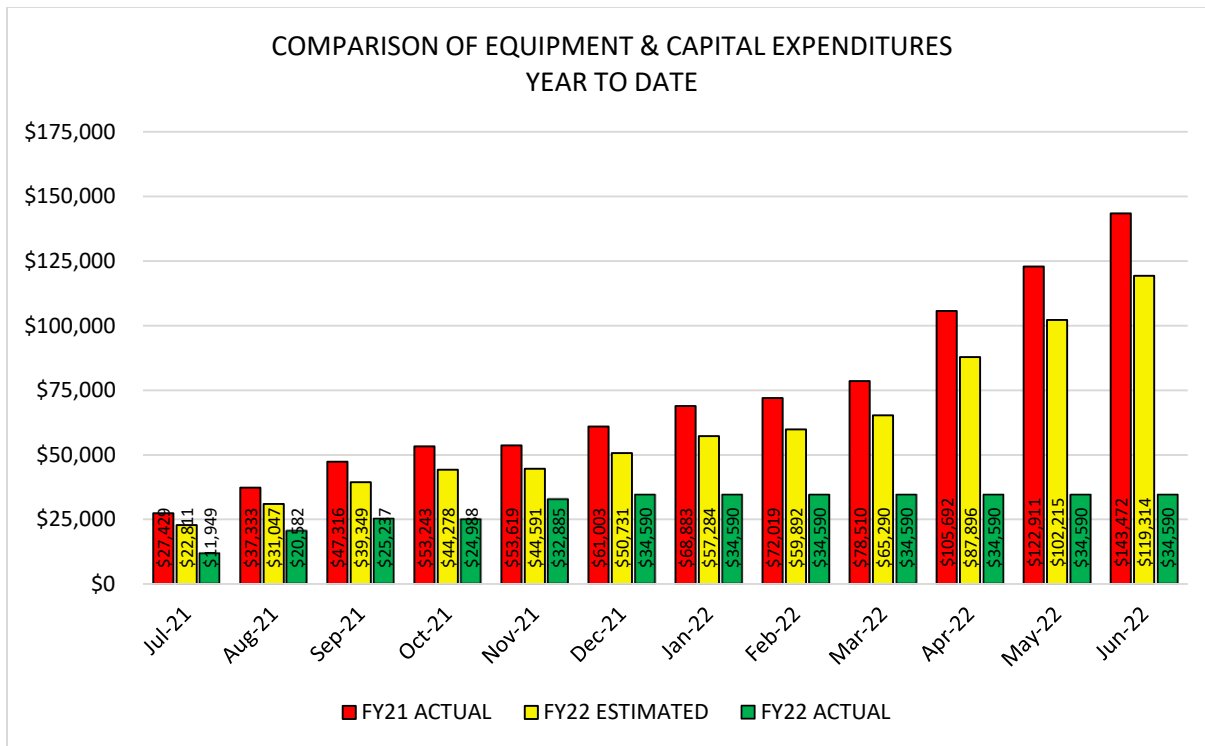
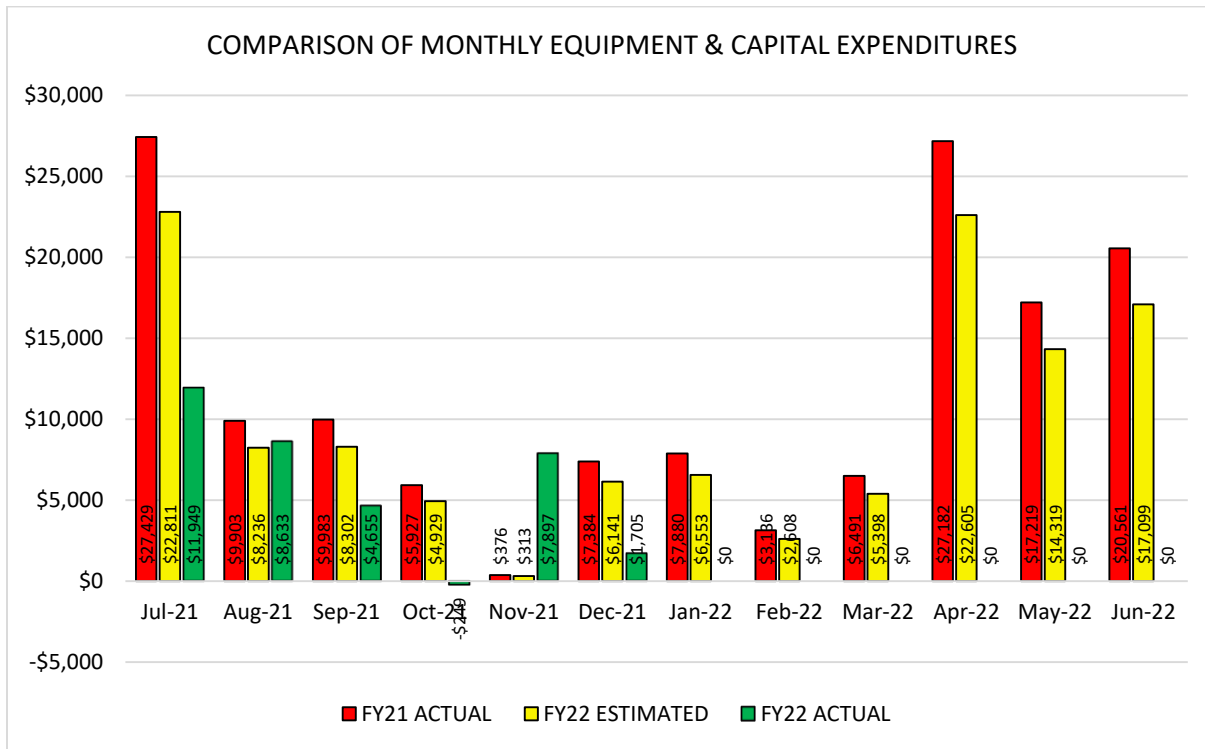
**COMPARISON OF SUPPLIES & MATERIAL EXPENDITURES**  
**December 31, 2021**

		Monthly		Fiscal Year 2022 Year-to-Date
Actual Material Expenditures		\$110,427		\$1,119,670
Estimated Material Expenditures		\$96,129		\$785,778
Variance From Estimate	OVER	\$14,298	OVER	\$333,892
Variance From Estimate	OVER	14.87%	OVER	42.49%
Actual Prior Year		\$93,673		\$765,699
Total Fiscal Year 2022 Estimate				\$1,640,337
Percent Of Total Estimate Spent				68.26%
Percent Of Budget Year Completed		6	months	50.00%

**COMMENTS:** This category consists of office supplies and instructional supplies.

**Additional Note:** We will need to reevaluate the projected values in the forecast based on the actual expenditures occurring in this category.

## Comparison of Monthly and Total Equipment Expenditures



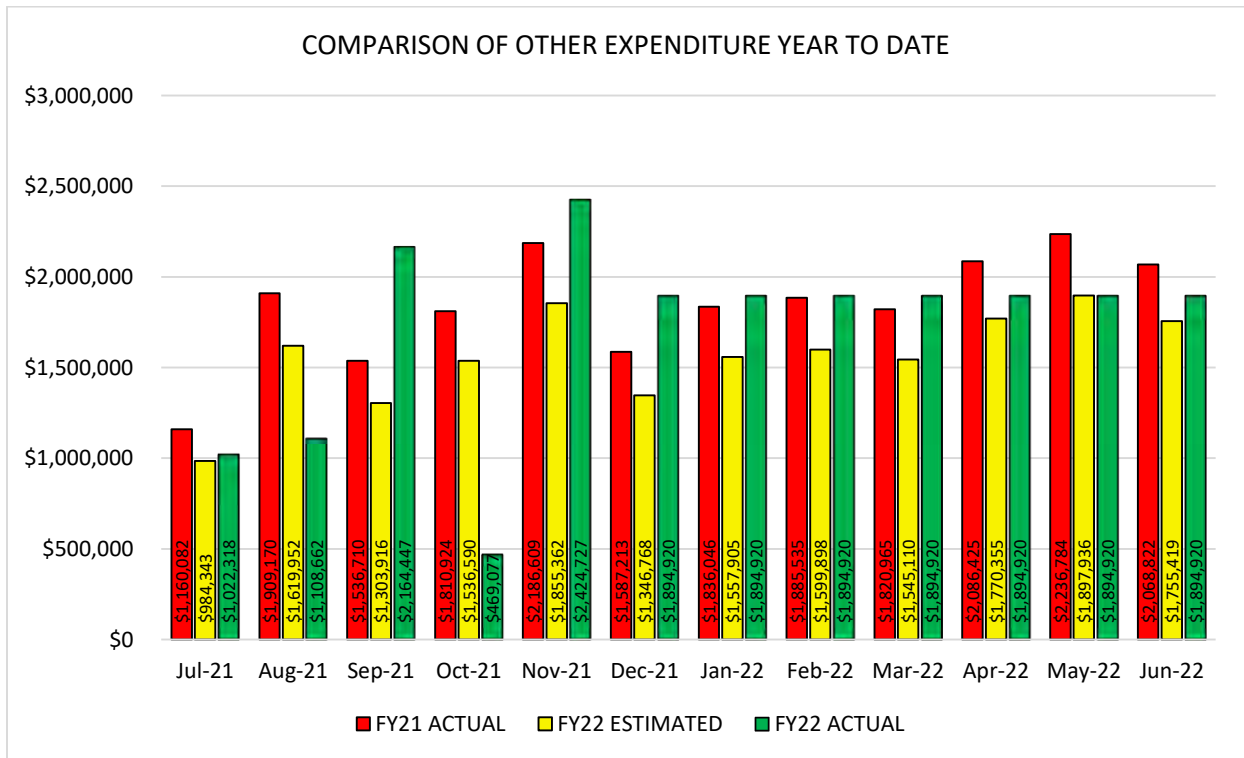
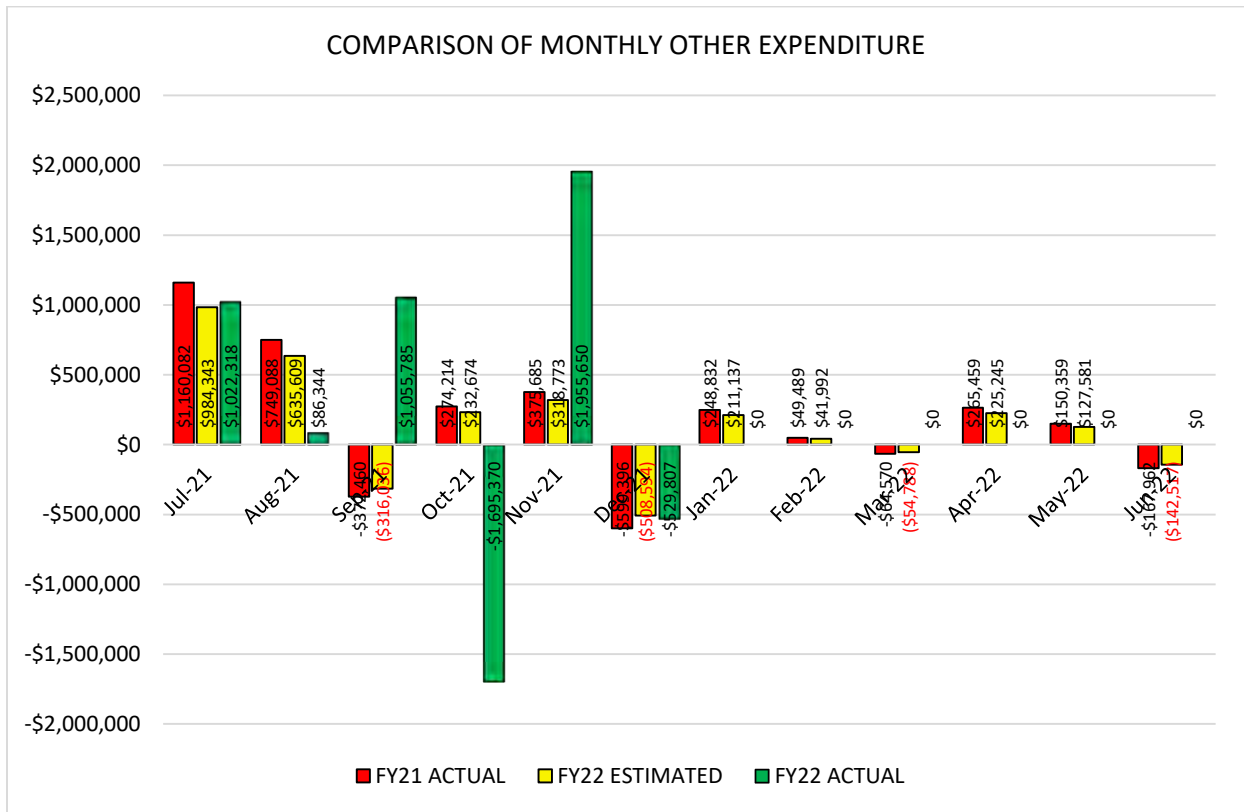
**COMPARISON OF EQUIPMENT & CAPITAL EXPENDITURES**  
**December 31, 2021**

		Monthly		Fiscal Year 2022 Year-to-Date
Actual Equipment Expenditures		\$1,705		\$34,590
Estimated Equipment Expenditures		\$6,141		\$50,731
Variance From Estimate	UNDER	(\$4,436)	UNDER	(\$16,141)
Variance From Estimate	UNDER	-72.23%	UNDER	-31.82%
Actual Prior Year		\$7,384		\$61,003
Total Fiscal Year 2022 Estimate				\$119,314
Percent Of Total Estimate Spent				28.99%
Percent Of Budget Year Completed		6	months	50.00%

**COMMENTS:** This category consists of new and replacement equipment, and capital outlay.

**Additional Note:** Capital expenditures typically occur in specific months, based on need. We will continue to monitor this category and adjust the forecast as appropriate.

## Comparison of Monthly and Total Other Expenditures



**COMPARISON OF ALL OTHER EXPENDITURES**  
**December 31, 2021**

		<u>Monthly</u>		<u>Fiscal Year 2022 Year-to-Date</u>
Actual Other Expenditures		(\$529,807)		\$1,894,920
Estimated Other Expenditures		(\$508,594)		\$1,346,768
Variance From Estimate	UNDER	(\$21,213)	OVER	\$548,152
Variance From Estimate	UNDER	4.17%	OVER	40.70%
Actual Prior Year		(\$599,396)		\$1,587,213
Total Fiscal Year 2022 Estimate				\$1,755,419
Percent Of Total Estimate Spent				107.95%
Percent Of Budget Year Completed		6	months	50.00%

**COMMENTS:** This category consists of advances, transfers, contingencies, auditor/treasurer fees, county board deductions, etc.

**Additional Note:** This month shows an increase FYTD in other expenditures. This reflects a similar trend as "other receipts," which indicates that this is due to advances in/out.

# FIVE YEAR FORECAST

General Fund Financial 5-year Forecast (Nov 30, 2021)

## Lebanon City School District Five Year Forecast

Fiscal Year:	Actual	FORECASTED				
	2021	2022	2023	2024	2025	2026
<b>Revenue:</b>						
1.010 - General Property Tax (Real Estate)	20,906,295	31,109,448	32,981,986	28,896,427	25,481,992	26,332,508
1.020 - Public Utility Personal Property	3,536,370	3,288,176	3,394,844	3,267,766	3,102,905	3,171,575
1.030 - Income Tax	-	-	-	-	-	-
1.035 - Unrestricted Grants-in-Aid	21,196,255	18,496,727	18,618,845	18,706,414	19,054,782	19,300,913
1.040 - Restricted Grants-in-Aid	495,399	1,432,503	1,362,600	1,305,405	1,157,095	1,088,583
1.050 - Property Tax Allocation	3,252,694	3,507,244	3,768,686	3,548,029	3,415,966	3,531,891
1.060 - All Other Operating Revenues	1,756,269	1,616,004	1,602,330	1,602,330	1,602,330	1,602,330
<b>1.070 - Total Revenue</b>	<b>59,143,282</b>	<b>59,480,102</b>	<b>61,729,291</b>	<b>57,326,371</b>	<b>53,815,070</b>	<b>55,027,800</b>
<b>Other Financing Sources:</b>						
2.010 - Proceeds from Sale of Notes	-	-	-	-	-	-
2.020 - State Emergency Loans and Adv	-	-	-	-	-	-
2.040 - Operating Transfers-In	-	-	-	-	-	-
2.050 - Advances-In	869,273	562,446	450,000	450,000	450,000	450,000
2.060 - All Other Financing Sources	372,935	372,935	372,935	372,935	372,935	372,935
<b>2.070 - Total Other Financing Sources</b>	<b>1,242,208</b>	<b>935,381</b>	<b>822,935</b>	<b>822,935</b>	<b>822,935</b>	<b>822,935</b>
<b>2.080 - Total Rev &amp; Other Sources</b>	<b>60,385,489</b>	<b>60,395,483</b>	<b>62,552,226</b>	<b>58,149,306</b>	<b>54,638,005</b>	<b>55,850,735</b>
<b>Expenditures:</b>						
3.010 - Personnel Services	33,204,959	34,275,400	35,278,115	36,209,194	37,151,723	38,120,616
3.020 - Employee Benefits	12,117,064	13,362,718	13,902,222	14,823,993	15,823,211	17,214,138
3.030 - Purchased Services	9,777,000	6,066,065	6,964,889	7,277,868	7,605,698	7,680,213
3.040 - Supplies and Materials	1,598,421	1,640,337	1,705,951	1,774,189	1,845,157	1,845,157
3.050 - Capital Outlay	143,472	119,314	122,893	126,580	130,377	130,377
Intergovernmental & Debt Service	827,231	795,137	795,137	795,137	795,137	795,137
4.300 - Other Objects	491,025	510,282	525,591	541,359	557,599	557,599
<b>4.500 - Total Expenditures</b>	<b>58,159,172</b>	<b>57,369,253</b>	<b>59,294,797</b>	<b>61,548,319</b>	<b>63,808,902</b>	<b>66,343,236</b>
<b>Other Financing Uses</b>						
5.010 - Operating Transfers-Out	-	-	-	-	-	-
5.020 - Advances Out	562,446	450,000	450,000	450,000	450,000	450,000
5.030 - All Other Financing Uses	188,120	-	-	-	-	-
<b>5.040 - Total Other Financing Uses</b>	<b>750,567</b>	<b>450,000</b>	<b>450,000</b>	<b>450,000</b>	<b>450,000</b>	<b>450,000</b>
<b>5.050 - Total Exp and Other Financing Uses</b>	<b>58,909,738</b>	<b>57,819,252</b>	<b>59,744,797</b>	<b>61,998,319</b>	<b>64,358,901</b>	<b>66,793,236</b>
<b>6.010 - Excess of Rev/Over/(Under) Exp</b>	<b>1,475,751</b>	<b>2,576,231</b>	<b>2,807,429</b>	<b>(3,849,013)</b>	<b>(9,720,897)</b>	<b>(10,942,501)</b>
<b>7.010 - Cash Balance July 1 (No Levies)</b>	<b>23,272,860</b>	<b>24,748,611</b>	<b>27,324,842</b>	<b>30,132,271</b>	<b>26,283,258</b>	<b>16,562,361</b>
<b>7.020 - Cash Balance June 30 (No Levies)</b>	<b>24,748,611</b>	<b>27,324,842</b>	<b>30,132,271</b>	<b>26,283,258</b>	<b>16,562,361</b>	<b>5,619,860</b>
<b>Reservations</b>						
8.010 - Estimated Encumbrances June 30	1,821,159	850,000	850,000	850,000	850,000	850,000
9.080 - Reservations Subtotal	-	-	-	-	-	-
<b>10.010 - Fund Bal June 30 for Cert of App</b>	<b>22,927,452</b>	<b>26,474,842</b>	<b>29,282,271</b>	<b>25,433,258</b>	<b>15,712,361</b>	<b>4,769,860</b>
<b>Rev from Replacement/Renewal Levies</b>						
11.010 & 11.020 - Renewal Levies	-	-	-	4,835,810	9,671,603	9,671,582
11.030 - Cumulative Balance of Levies	-	-	-	4,835,810	14,507,413	24,178,995
<b>12.010 - Fund Bal June 30 for Cert of Obligations</b>	<b>22,927,452</b>	<b>26,474,842</b>	<b>29,282,271</b>	<b>30,269,068</b>	<b>30,219,774</b>	<b>28,948,855</b>
<b>Revenue from New Levies</b>						
13.010 & 13.020 - New Levies	-	-	-	-	-	-
13.030 - Cumulative Balance of New Levies	-	-	-	-	-	-
<b>15.010 - Unreserved Fund Balance June 30</b>	<b>22,927,452</b>	<b>26,474,842</b>	<b>29,282,271</b>	<b>30,269,068</b>	<b>30,219,774</b>	<b>28,948,855</b>

## **SECTION II**

**Financial Summary of Receipts and Expenditures (all funds)**

**Receipt Ledger (all funds)**

**Reduction of Expenditure Ledger (all funds)**

**Check Register**

**Reconciliation of FINSUMM TO CHEKPY Report**

# Financial Summary of Receipts and Expenditures (all funds)

Date: 01/07/2022  
Time: 4:46 pm

LEBANON CITY SCHOOL DISTRICT  
Financial Report by Fund/Fund/SOC

Page: 1  
(FINSUM)

Fund #	Fund Description		FYTD	MTD	FYTD	Current	Current	Unencumbered Bank	
	Begin Balance	MTD Receipts	Receipts	Expenditures	Expenditures	Fund Balance	Encumbrances	Fund Balance	Code
001 0000 General Fund									
	24,748,611.37	0.00	28,518,007.63	1,393,928.51	32,293,544.64	20,973,074.36	2,644,087.36	18,328,987.00	L
001 9800 Summer School									
	0.00	0.00	2,069.34	0.00	2,069.34	0.00	0.00	0.00	L
TOTAL FOR Fund 001 - GENERAL:									
	24,748,611.37	0.00	28,520,076.97	1,393,928.51	32,295,613.98	20,973,074.36	2,644,087.36	18,328,987.00	
002 0000 Bond Retirement Fund									
	9,264,452.11	0.00	2,228,298.32	0.00	3,898,955.69	7,593,794.74	0.00	7,593,794.74	L
TOTAL FOR Fund 002 - BOND RETIREMENT:									
	9,264,452.11	0.00	2,228,298.32	0.00	3,898,955.69	7,593,794.74	0.00	7,593,794.74	
003 9008 Lebanon Athletic Facilities Improvements									
	44,744.85	0.00	17.65	0.00	0.00	44,762.50	0.00	44,762.50	L
003 9099 Capital Projects Fund									
	1,565,272.50	0.00	1,134,999.30	0.00	1,303,381.33	1,396,890.47	385,296.90	1,011,593.57	L
TOTAL FOR Fund 003 - PERMANENT IMPROVEMENT:									
	1,610,017.35	0.00	1,135,016.95	0.00	1,303,381.33	1,441,652.97	385,296.90	1,056,356.07	
004 9000 Building Fund									
	44,832.98	0.00	17.69	0.00	0.00	44,850.67	0.00	44,850.67	L
004 9001 Energy Conservation Fund									
	9,994.32	0.00	0.00	0.00	0.00	9,994.32	0.00	9,994.32	L
004 9002 2013 Building Fund LFI									
	68,711.34-	0.00	0.00	0.00	22,933.89	91,645.23-	34,572.17	126,217.40-	L
004 9003 Building Fund/LFI Interest									
	568,725.79	0.00	51.18	0.00	346,908.06	221,868.91	268,022.93	46,154.02-	L
TOTAL FOR Fund 004 - BUILDING:									
	554,841.75	0.00	68.87	0.00	369,841.95	185,068.67	302,595.10	117,526.43-	
006 0000 Cafeteria Fund									
	137,755.99	0.00	902,196.09	22,429.08	899,734.94	140,217.14	160,141.94	19,924.80-	L
TOTAL FOR Fund 006 - FOOD SERVICE:									
	137,755.99	0.00	902,196.09	22,429.08	899,734.94	140,217.14	160,141.94	19,924.80-	
007 9002 Coca-Cola Scholarship Fund									
	6.75	0.00	0.00	0.00	0.00	6.75	0.00	6.75	S



Date: 01/07/2022  
Time: 4:46 pm

LEBANON CITY SCHOOL DISTRICT  
Financial Report by Fund/Fund/SOC

Page: 2  
(FINSUM)

Fund #	Fund Description	FYTD Begin Balance	MTD Receipts	FYTD Receipts	MTD Expenditures	FYTD Expenditures	Current Fund Balance	Current Encumbrances	Unencumbered Bank Fund Balance	Bank Code
007 9003	Lebanon CSD Administration Scholarship Fund	393.22	0.00	1,595.33	0.00	0.00	1,988.55	0.00	1,988.55	S
007 9006	Dennis Barr Jeffery Memorial Scholarship Fund	352.04	0.00	0.12	0.00	0.00	352.16	0.00	352.16	S
007 9007	Audrey Aileen Kite Scholarship Fund	142,636.08	0.00	60.09	0.00	0.00	142,696.17	0.00	142,696.17	S
007 9009	Jarod Bennett Memorial Fund	507.91	0.00	0.13	0.00	0.00	508.04	0.00	508.04	S
007 9013	Donald L. Palmer Scholarship Fund	8,398.60	0.00	2.43	0.00	0.00	8,401.03	0.00	8,401.03	S
007 9014	Jerry Michael Scholarship	0.65	0.00	0.00	0.00	0.00	0.65	0.00	0.65	L
007 9015	Al Russell Memorial Scholarship Trust Fund	12.91	0.00	0.00	0.00	0.00	12.91	0.00	12.91	S
007 9017	Diversity and Achievement Scholarship	114.69	0.00	0.06	0.00	0.00	114.75	0.00	114.75	L
007 9018	Carolyn Lambert Scholarship	2.70	0.00	0.00	0.00	0.00	2.70	0.00	2.70	L
007 9019	Gloria Taylor Memorial Scholarship	10,800.44	0.00	1,003.30	0.00	0.00	11,803.74	0.00	11,803.74	S
007 9100	Molly McCool Memorial Scholarship Fund	202.26	0.00	0.06	0.00	0.00	202.32	0.00	202.32	S
007 9101	Rosalee Satchell/Domino's Pizza Scholar. Fund	8,311.71	0.00	3.91	0.00	0.00	8,315.62	0.00	8,315.62	S
	TOTAL FOR Fund 007 - SPECIAL TRUST:	171,739.96	0.00	2,665.43	0.00	0.00	174,405.39	0.00	174,405.39	
008 0000	Louisa Jurey Wright Scholarship Fund	15,447.29	0.00	1.12	0.00	0.00	15,448.41	0.00	15,448.41	H
008 9001	Michael Rourke Scholarship Fund	3,334.09	0.00	1.75	0.00	0.00	3,335.84	0.00	3,335.84	J
008 9002	Friends of Academics Scholarship Fund	100,881.03	0.00	39.79	0.00	0.00	100,920.82	0.00	100,920.82	P

Date: 01/07/2022  
Time: 4:46 pm

LEBANON CITY SCHOOL DISTRICT  
Financial Report by Fund/Fund/SOC

Page: 3  
(FINSUM)

Fund #	Fund Description	FYTD	MTD	FYTD	Current	Current	Unencumbered Bank
Begin Balance	MTD Receipts	Receipts	Expenditures	Expenditures	Fund Balance	Encumbrances	Fund Balance Code
008 9004	Ron LeFeber Memorial Scholarship Fund						
7,771.12	0.00	254.08	0.00	0.00	8,025.20	0.00	8,025.20 S
TOTAL FOR Fund 008 - ENDOWMENT:							
127,433.53	0.00	296.74	0.00	0.00	127,730.27	0.00	127,730.27
009 9004	LJHS USS Fund						
11,009.11	0.00	27,280.30	0.00	16,393.71	21,895.70	3,000.00	18,895.70 L
009 9005	LHS USS Fund						
111,213.87	0.00	201,808.18	0.00	143,127.00	169,895.05	113,239.41	56,655.64 L
009 9006	Bowman USS Fund						
61.50	0.00	42,349.24	0.00	41,425.73	985.01	985.01	0.00 L
009 9007	Berry USS Fund						
6,281.58	0.00	21,330.25	0.00	21,430.73	6,181.10	5,579.66	601.44 L
009 9008	Donovan USS Fund						
15,983.92	0.00	19,295.75	0.00	12,118.14	23,161.53	3,123.76	20,037.77 L
009 9009	Art USS Fund						
428.81	0.00	21,871.16	0.00	10,329.01	11,970.96	519.60	11,451.36 L
009 9010	Math Grades 6-8 USS						
0.00	0.00	134,858.94	0.00	134,858.94	0.00	0.00	0.00 L
009 9011	Virtual Learning Supplies						
4,425.00	0.00	1,266.95	0.00	0.00	5,691.95	0.00	5,691.95 L
TOTAL FOR Fund 009 - UNIFORM SCHOOL SUPPLIES:							
149,403.79	0.00	470,060.77	0.00	379,683.26	239,781.30	126,447.44	113,333.86
010 9000	Classroom Facilities Project State Share						
34,118.60	0.00	0.00	0.00	4,564.88	38,683.48	345,375.39	384,058.87 L
010 9001	Classroom Facilities Project Local Share						
155,508.85	0.00	0.00	0.00	2,521.24	152,987.61	191,684.28	38,696.67 L
010 9900	Classroom Facilities State Share/Interest						
332,471.04	0.00	51.18	0.00	0.00	332,522.22	0.00	332,522.22 L
010 9901	Classroom Facilities Local Share/Interest						
623,964.85	0.00	40,306.45	0.00	0.00	664,271.30	0.00	664,271.30 L
TOTAL FOR Fund 010 - CLASSROOM FACILITIES:							
1,077,826.14	0.00	40,357.63	0.00	7,086.12	1,111,097.65	537,059.67	574,037.98

Date: 01/07/2022  
Time: 4:46 pm

LEBANON CITY SCHOOL DISTRICT  
Financial Report by Fund/Fund/SOC

Page: 4  
(FINSUM)

Fund #	Fund Description	FYTD	MTD	FYTD	Current	Current	Unencumbered	Bank
Begin Balance	MTD Receipts	Receipts	Expenditures	Expenditures	Fund Balance	Encumbrances	Fund Balance	Code
018 9000	LJHS Neediest Kids of All							
890.80	0.00	400.00	0.00	0.00	1,290.80	400.00	890.80	L
018 9001	Bowman Neediest Kids of All Fund							
209.16	0.00	1,500.00	0.00	433.05	1,276.11	566.95	709.16	L
018 9002	LJHS Bookstore							
4,019.14	0.00	1,518.60	0.00	363.58	5,174.16	500.00	4,674.16	L
018 9003	Donovan Neediest Kids of All Fund							
584.16	0.00	2,000.00	0.00	633.05	1,951.11	500.00	1,451.11	L
018 9005	Berry Neediest Kids of All Fund							
265.82	0.00	1,000.00	0.00	95.05	1,170.77	404.95	765.82	L
018 9007	LJHS Teacher's Lounge Fund							
637.13	0.00	362.64	0.00	29.52	970.25	170.48	799.77	L
018 9008	Art To Remember							
7.07	0.00	0.00	0.00	0.00	7.07	0.00	7.07	L
018 9010	Transportation Department's Lounge Fund							
306.73	0.00	197.19	0.00	0.00	503.92	0.00	503.92	L
018 9011	Donovan Media Center Fund							
11,245.47	0.00	7,990.30	0.00	7,989.09	11,246.68	0.00	11,246.68	L
018 9013	Bowman Media Center Fund							
10,692.42	0.00	6,689.80	0.00	1,656.18	15,726.04	4,088.96	11,637.08	L
018 9015	LJHS Building Fund							
28,760.37	0.00	2,928.95	0.00	3,444.35	28,244.97	270.30	27,974.67	L
018 9016	Camp Joy Fund (Berry)							
10,653.75	0.00	240.00	0.00	1,000.00	9,893.75	1,000.00	8,893.75	L
018 9019	Donovan Building Fund							
17,529.36	0.00	3,915.39	0.00	18,794.34	2,650.41	9,457.95	6,807.54	L
018 9021	Bowman Building Fund							
27,182.65	0.00	7,053.10	0.00	10,153.14	24,082.61	24,082.61	0.00	L
018 9023	Berry Building Fund							
16,421.00	0.00	3,281.52	0.00	5,227.17	14,475.35	2,061.84	12,413.51	L
018 9024	LHS Building Fund							
15,314.96	0.00	3,024.36	0.00	3,993.99	14,345.33	2,614.64	11,730.69	L

Date: 01/07/2022  
Time: 4:46 pm

LEBANON CITY SCHOOL DISTRICT  
Financial Report by Fund/Fund/SOC

Page: 5  
(FINSUM)

Fund #	Fund Description	FYTD	MTD	FYTD	Current	Current	Unencumbered	Bank
Begin Balance	MTD Receipts	Receipts	Expenditures	Expenditures	Fund Balance	Encumbrances	Fund Balance	Code
018 9025 LHS Bridges Fund								
0.00	0.00	5,864.08	0.00	5,096.08	768.00	768.00	0.00	L
018 9027 LJHS Media Center Fund								
3,006.83	0.00	2,112.01	0.00	2,112.01	3,006.83	0.00	3,006.83	L
018 9028 Berry Media Center Fund								
2,451.80	0.00	8,677.80	0.00	7,091.71	4,037.89	0.00	4,037.89	L
TOTAL FOR Fund 018 - PUBLIC SCHOOL SUPPORT:								
150,178.62	0.00	58,755.74	0.00	68,112.31	140,922.05	46,886.68	93,935.37	
019 9002 Making Middle Schools Work Grant								
315.00	0.00	0.00	0.00	0.00	315.00	0.00	315.00	L
019 9003 Greater Cincy Foundation Grant Learning Links								
0.00	0.00	1,231.00	0.00	0.00	1,231.00	0.00	1,231.00	L
019 9005 Greater Cincy Foundation Grant Learning Links								
12.18	0.00	0.00	0.00	0.00	12.18	0.00	12.18	L
019 9006 Warren County Board of Dev Disabilities Grant								
0.00	0.00	49,484.00	0.00	17,482.45	32,001.55	5,498.55	26,503.00	L
019 9008 Donovan Economics Program Fund								
107.24	0.00	0.00	0.00	0.00	107.24	0.00	107.24	L
019 9010 Action for Healthy Kids (Frank)								
2.33	0.00	0.00	0.00	0.00	2.33	0.00	2.33	L
019 9011 LEARNING LINKS GRANT-Sensory Breaks Bow -John								
3.52	0.00	0.00	0.00	0.00	3.52	0.00	3.52	L
019 9013 Marth Holden Jennings Grant - McAndrews								
4,811.25	0.00	0.00	0.00	0.00	4,811.25	0.00	4,811.25	L
019 9014 Morning Movers Grant								
73.33	0.00	0.00	0.00	0.00	73.33	0.00	73.33	L
019 9016 FUSE Grant - Donovan								
199.62	0.00	4,000.00	0.00	0.00	4,199.62	1,395.00	2,804.62	L
019 9019 Virginia Hamilton Grant								
6.06	0.00	0.00	0.00	0.00	6.06	0.00	6.06	L
019 9020 LEARNING LINKS GRANT - SENSORY BREAKS LHS								
12.21	0.00	0.00	0.00	0.00	12.21	0.00	12.21	L

Date: 01/07/2022  
Time: 4:46 pm

LEBANON CITY SCHOOL DISTRICT  
Financial Report by Fund/Fund/SOC

Page: 6  
(FINSUM)

Fund #	Fund Description	FYTD	MTD	FYTD	Current	Current	Unencumbered	Bank
Begin Balance	MTD Receipts	Receipts	Expenditures	Expenditures	Fund Balance	Encumbrances	Fund Balance	Code
019 9021	Learning Links Grant-RTI Lending Closet Mashe							
3.21	0.00	0.00	0.00	0.00	3.21	0.00	3.21	L
019 9022	Hope Squad, Suicide Prevention Grant							
283.39	0.00	0.00	0.00	0.00	283.39	0.00	283.39	L
019 9024	Library and Svcs Tech Cares Act Mini Grant							
0.40	0.00	0.00	0.00	0.00	0.40	0.00	0.40	L
019 9025	CARE Project Grant							
6,100.34	0.00	9,084.27	0.00	15,184.61	0.00	0.00	0.00	L
019 9026	Port Authority Career Tech Grant							
0.00	0.00	39,534.00	0.00	27,747.42	11,786.58	11,786.58	0.00	L
019 9027	High Schools That Work Mini Grant - LJHS							
923.29	0.00	0.00	0.00	298.26	625.03	0.00	625.03	L
019 9028	Learning Links Grant - Career Tech							
0.00	0.00	2,500.00	0.00	2,356.56	143.44	70.85	72.59	L
TOTAL FOR Fund 019 - OTHER GRANT:								
12,853.37	0.00	105,833.27	0.00	63,069.30	55,617.34	18,750.98	36,866.36	
022 9000	Volleyball Tournament Fund							
0.00	0.00	4,346.36	0.00	4,346.36	0.00	0.00	0.00	L
022 9001	Boys Soccer Tournament Fund							
0.00	0.00	300.00	0.00	263.64	36.36	0.00	36.36	L
022 9002	Girls Soccer Tournament Fund							
0.00	0.00	1,023.24	0.00	1,023.24	0.00	0.00	0.00	L
022 9004	Wrestling Tournament Fund							
759.83	0.00	0.00	0.00	759.83	0.00	0.00	0.00	L
022 9005	Baseball Tournament Fund							
219.00	0.00	0.00	0.00	219.00	0.00	0.00	0.00	L
022 9006	Softball Tournament Fund							
0.00	0.00	497.83	0.00	497.83	0.00	0.00	0.00	L
022 9008	Girls Lacrosse Tournament Fund							
0.00	0.00	212.77	0.00	212.77	0.00	0.00	0.00	L
TOTAL FOR Fund 022 - DISTRICT CUSTODIAL:								
978.83	0.00	6,380.20	0.00	7,322.67	36.36	0.00	36.36	

Date: 01/07/2022  
Time: 4:46 pm

LEBANON CITY SCHOOL DISTRICT  
Financial Report by Fund/Fund/SOC

Page: 7  
(FINSUM)

Fund #	Fund Description	FYTD Receipts	MTD Expenditures	FYTD Expenditures	Current Fund Balance	Current Encumbrances	Unencumbered Bank Fund Balance	Bank Code
Begin Balance	MTD Receipts							
034 0000	Classroom Facilities Maintenance .5 Mill							
1,210,431.77	0.00	210,609.35	0.00	665,869.14	755,171.98	659,450.08	95,721.90	L
	TOTAL FOR Fund 034 - CLASSROOM FACILITIES MAINT.:							
1,210,431.77	0.00	210,609.35	0.00	665,869.14	755,171.98	659,450.08	95,721.90	
200 9000	Junior Council on World Affairs Fund							
1,339.06	0.00	0.00	0.00	0.00	1,339.06	0.00	1,339.06	L
200 9001	LHS Art Club Fund							
164.94	0.00	0.00	0.00	0.00	164.94	0.00	164.94	L
200 9002	LHS Class of 2014							
6,070.27	0.00	0.00	0.00	0.00	6,070.27	0.00	6,070.27	
200 9003	LHS Drama Club Fund							
9,506.55	0.00	0.00	0.00	0.00	9,506.55	0.00	9,506.55	L
200 9004	LHS French Club Fund							
362.22	0.00	0.00	0.00	0.00	362.22	0.00	362.22	L
200 9005	LHS Spanish Club Fund							
748.08	0.00	0.00	0.00	0.00	748.08	0.00	748.08	L
200 9006	PCCLA Fund							
3,262.99	0.00	0.00	0.00	0.00	3,262.99	0.00	3,262.99	L
200 9007	FBLA Fund							
1,288.11	0.00	955.00	0.00	546.00	1,697.11	349.00	1,348.11	L
200 9008	National Honor Society Fund							
3,850.27	0.00	645.00	0.00	788.85	3,706.42	433.51	3,272.91	L
200 9009	LHS Musical Fund							
3,510.00	0.00	3,513.11	0.00	3,740.25	3,282.86	3,282.86	0.00	L
200 9010	LHS War-Zone Spirit Club							
121.64	0.00	0.00	0.00	0.00	121.64	0.00	121.64	L
200 9011	LHS Recording Club							
1,189.28	0.00	0.00	0.00	883.61	305.67	0.00	305.67	L
200 9012	AFJROTC Fund							
11,168.85	0.00	1,770.00	0.00	4,945.80	7,993.05	938.00	7,055.05	L
200 9013	LJHS Student Council Fund							
9,002.66	0.00	0.00	0.00	202.81	8,799.85	1,089.19	7,710.66	L

Date: 01/07/2022  
Time: 4:46 pm

LEBANON CITY SCHOOL DISTRICT  
Financial Report by Fund/Fund/SOC

Page: 8  
(FINSUM)

Fund #	Fund Description	FYTD	MTD	FYTD	Current	Current	Unencumbered	Bank
Begin Balance	MTD Receipts	Receipts	Expenditures	Expenditures	Fund Balance	Encumbrances	Fund Balance	Code
200 9014	LHS Class of 2019							
1,407.81	0.00	0.00	0.00	0.00	1,407.81	0.00	1,407.81	L
200 9015	Orchestra Fund							
0.00	0.00	2,711.76	0.00	2,711.76	0.00	0.00	0.00	L
200 9016	LHS Student Council Fund							
10,019.24	0.00	39,043.00	0.00	24,832.73	24,229.51	1,037.50	23,192.01	L
200 9017	LJHS Warrior Pride Yearbook Fund							
14,283.33	0.00	0.00	0.00	56.71	14,226.62	0.00	14,226.62	L
200 9018	Lebanon Robotics							
2,004.53	0.00	0.00	0.00	0.00	2,004.53	0.00	2,004.53	L
200 9019	LHS Class of 2016							
7,525.10	0.00	0.00	0.00	0.00	7,525.10	0.00	7,525.10	L
200 9020	LHS Class of 2015							
3,111.97	0.00	0.00	0.00	0.00	3,111.97	0.00	3,111.97	L
200 9021	LHS CLASS OF 2017							
3,581.43	0.00	0.00	0.00	0.00	3,581.43	0.00	3,581.43	L
200 9025	Key Club							
1,462.77	0.00	120.00	0.00	80.00	1,502.77	0.00	1,502.77	L
200 9026	LHS Class of 2008 Fund							
1,044.09	0.00	0.00	0.00	0.00	1,044.09	0.00	1,044.09	L
200 9027	LHS Outdoor Adventure Club							
1,900.62	0.00	0.00	0.00	0.00	1,900.62	0.00	1,900.62	L
200 9028	LHS Class of 2010							
615.12	0.00	0.00	0.00	0.00	615.12	0.00	615.12	L
200 9029	LHS Yearbook Fund							
21,594.19	0.00	11,594.00	0.00	4,759.50	28,428.69	0.00	28,428.69	L
200 9030	LJHS Times for Teens Newspaper							
1,973.38	0.00	0.00	0.00	44.10	1,929.28	455.90	1,473.38	L
200 9031	LHS CLASS OF 2020							
1,085.08	0.00	0.00	0.00	790.00	295.08	0.00	295.08	L
200 9032	LHS Ecology Club Fund							
307.22	0.00	86.00	0.00	0.00	393.22	0.00	393.22	L

Date: 01/07/2022  
Time: 4:46 pm

LEBANON CITY SCHOOL DISTRICT  
Financial Report by Fund/Fund/SOC

Page: 9  
(FINSUM)

Fund #	Fund Description	FYTD	MTD	FYTD	Current	Current	Unencumbered	Bank
Begin Balance	MTD Receipts	Receipts	Expenditures	Expenditures	Fund Balance	Encumbrances	Fund Balance	Code
200 9033	LHS Science Olympiad Fund							
69.54	0.00	260.46	0.00	330.00	0.00	0.00	0.00	L
200 9034	LHS Class of 2018							
2,401.71	0.00	0.00	0.00	0.00	2,401.71	0.00	2,401.71	L
200 9035	LJHS Drama Club							
26,804.99	0.00	7,449.00	0.00	4,475.20	29,778.79	1,200.00	28,578.79	L
200 9037	LJHS Renaissance Academic Success Fund							
538.73	0.00	961.26	0.00	596.08	903.91	903.91	0.00	L
200 9038	LHS Intramurals Fund							
210.27	0.00	0.00	0.00	0.00	210.27	0.00	210.27	L
200 9040	Daylight Prom							
2,026.77	0.00	0.00	0.00	0.00	2,026.77	0.00	2,026.77	L
200 9041	LHS CLASS OF 2012							
145.90	0.00	0.00	0.00	0.00	145.90	0.00	145.90	L
200 9043	LHS CLASS OF 2013							
879.46	0.00	0.00	0.00	0.00	879.46	0.00	879.46	L
200 9044	Donovan Student Council							
363.63	0.00	0.00	0.00	0.00	363.63	0.00	363.63	L
200 9045	LJHS Science Club							
709.22	0.00	0.00	0.00	0.00	709.22	0.00	709.22	L
200 9046	LHS Gender Sexuality Alliance (GSA)							
887.10	0.00	0.00	0.00	0.00	887.10	0.00	887.10	L
200 9047	LJHS Builder's Club							
22.50	0.00	0.00	0.00	0.00	22.50	0.00	22.50	L
200 9048	LHS Class of 2022							
3,139.59	0.00	200.00	0.00	1,362.38	1,977.21	0.00	1,977.21	L
200 9050	LJHS Pop Culture Club							
247.86	0.00	0.00	0.00	0.00	247.86	0.00	247.86	L
200 9051	LHS Beverage Cart							
472.81	0.00	27.19	0.00	0.00	500.00	500.00	0.00	L
200 9052	LHS Class of 2023							
1,157.58	0.00	2,386.00	0.00	768.55	2,775.03	0.00	2,775.03	L



Date: 01/07/2022  
Time: 4:46 pm

LEBANON CITY SCHOOL DISTRICT  
Financial Report by Fund/Fund/SOC

Page: 10  
(FINSUM)

Fund #	Fund Description		FYTD	MTD	FYTD	Current	Current	Unencumbered	Bank
Begin Balance	MTD Receipts	Receipts	Expenditures	Expenditures	Fund Balance	Encumbrances	Fund Balance	Code	
200 9054	LHS Hope Squad								
	0.00	0.00	550.80	0.00	170.80	380.00	380.00	0.00	L
200 9055	LJHS WarZone								
	1,381.00	0.00	1,259.00	0.00	1,727.31	912.69	0.00	912.69	L
200 9056	LHS Class of 2024								
	428.60	0.00	200.00	0.00	0.00	628.60	0.00	628.60	L
200 9057	LHS CLASS OF 2025								
	0.00	0.00	1,488.00	0.00	204.00	1,284.00	0.00	1,284.00	L
TOTAL FOR Fund 200 - STUDENT MANAGED ACTIVITY:									
	165,388.06	0.00	75,219.58	0.00	54,016.44	186,591.20	10,569.87	176,021.33	
300 9401	LHS Winter Guard								
	0.00	0.00	11,673.10	0.00	1,933.10	9,740.00	9,740.00	0.00	L
300 9402	LJHS Winter Guard								
	0.00	0.00	6,774.48	0.00	2,714.48	4,060.00	4,060.00	0.00	L
300 9403	Intermediate Winter Guard								
	0.00	0.00	802.48	0.00	592.48	210.00	210.00	0.00	L
300 9404	LHS Drumline								
	0.00	0.00	14,290.61	0.00	4,590.61	9,700.00	9,700.00	0.00	L
300 9405	LJHS Drumline								
	0.00	0.00	991.37	0.00	991.37	0.00	0.00	0.00	L
300 9500	LHS Athletic Department								
	6,050.52	0.00	346,011.38	0.00	301,595.65	50,466.25	50,451.25	15.00	L
300 9505	LHS Captain's Council								
	727.18	0.00	2,827.18	0.00	3,554.36	0.00	0.00	0.00	L
300 9514	LJHS Athletic Department Fund								
	11,257.14	0.00	20,013.50	0.00	21,109.06	10,161.58	8,036.89	2,124.69	L
300 9515	LJHS Athletic Concessions								
	5,603.68	0.00	4,054.65	0.00	8,709.99	948.34	948.34	0.00	L
300 9993	LHS Baseball Team - Historical Society								
	2,104.40	0.00	6,850.29	0.00	1,500.00	7,454.69	2,878.00	4,576.69	L
TOTAL FOR Fund 300 - DISTRICT MANAGED ACTIVITY:									
	25,742.92	0.00	414,289.04	0.00	347,291.10	92,740.86	86,024.48	6,716.38	

Date: 01/07/2022  
Time: 4:46 pm

LEBANON CITY SCHOOL DISTRICT  
Financial Report by Fund/Fund/SOC

Page: 11  
(FINSUM)

Fund #	Fund Description	FYTD Begin Balance	MTD Receipts	FYTD Receipts	MTD Expenditures	FYTD Expenditures	Current Fund Balance	Current Encumbrances	Unencumbered Bank Fund Balance	Bank Code
401 9021	St. Francis Auxiliary Services FY 21	41,561.76	0.00	0.00	0.00	41,561.76	0.00	0.00	0.00	L
401 9022	ST. Francis Auxiliary Services FY 22	3.25	0.00	72,497.96	1,131.70	30,421.09	42,080.12	9,229.13	32,850.99	L
401 9120	LEBANON UNITED METHODIST KINDERGARTEN FY 20	743.36	0.00	0.00	0.00	743.36	0.00	0.00	0.00	L
401 9121	LEBANON UNITED METHODIST KINDERGARTEN FY 21	8,035.78	0.00	0.00	0.00	8,035.78	0.00	0.00	0.00	L
401 9122	Lebanon United Methodist Kindergarten FY 22	0.00	0.00	6,825.97	0.00	1,771.34	5,054.63	100.00	4,954.63	L
401 9220	LEBANON CHRISTIAN AUXILIARY SERVICES FY 20	2,500.00	0.00	0.00	0.00	2,500.00	0.00	0.00	0.00	L
401 9221	LEBANON CHRISTIAN AUXILIARY SERVICES FY 21	67,113.73	0.00	0.00	0.00	67,113.73	0.00	0.00	0.00	L
401 9222	Lebanon Christian Auxiliary Services FY 22	6.50	0.00	150,069.34	4,794.54	101,385.94	48,689.90	3,434.70	45,255.20	L
	TOTAL FOR Fund 401 - AUXILIARY SERVICES:	119,964.38	0.00	229,393.27	5,926.24	253,533.00	95,824.65	12,763.83	83,060.82	
451 9021	FY 21 CONNECTIVITY GRANT	9,000.00	0.00	0.00	0.00	9,000.00	0.00	0.00	0.00	L
451 9022	FY 22 Connectivity Grant	0.00	0.00	4,500.00	0.00	0.00	4,500.00	0.00	4,500.00	L
	TOTAL FOR Fund 451 - DATA COMMUNICATION FUND:	9,000.00	0.00	4,500.00	0.00	9,000.00	4,500.00	0.00	4,500.00	
461 9118	Making Middle Grades Work - Berry	115.34	0.00	0.00	0.00	0.00	115.34	0.00	115.34	L
	TOTAL FOR Fund 461 - VOCATIONAL EDUC. ENHANCEMENTS	115.34	0.00	0.00	0.00	0.00	115.34	0.00	115.34	
467 9020	Student Wellness and Success Fund	672,572.29	0.00	0.00	2,001.88	146,282.13	526,290.16	51,660.35	474,629.81	L
	TOTAL FOR Fund 467 - STUDENT WELLNESS AND SUCCESS:	672,572.29	0.00	0.00	2,001.88	146,282.13	526,290.16	51,660.35	474,629.81	

Date: 01/07/2022  
Time: 4:46 pm

LEBANON CITY SCHOOL DISTRICT  
Financial Report by Fund/Fund/SOC

Page: 12  
(FINSUM)

Fund #	Fund Description	FYTD	MTD	FYTD	Current	Current	Unencumbered Bank
Begin Balance	MTD Receipts	Receipts	Expenditures	Expenditures	Fund Balance	Encumbrances	Fund Balance Code
499 9001	School Bus Purchase Program						
0.00	0.00	37,934.56	0.00	37,934.56	0.00	0.00	0.00 L
499 9020	School Safety Grant						
23,746.25	0.00	0.00	0.00	0.00	23,746.25	0.00	23,746.25 L
499 9021	Parent Mentor Grant FY 21						
3.25	0.00	2,604.58	0.00	2,607.83	0.00	0.00	0.00 L
499 9022	PARENT MENTOR GRANT FY 22						
0.00	0.00	10,664.63	483.40	11,126.33	461.70-	22.66	484.36- L
TOTAL FOR Fund 499 - MISCELLANEOUS STATE GRANT FUN							
23,749.50	0.00	51,203.77	483.40	51,668.72	23,284.55	22.66	23,261.89
507 9021	ESSER Grant Funds (CoVid)						
0.00	0.00	40,683.01	0.00	40,683.01	0.00	0.00	0.00 L
507 9022	ESSER II GRANT FUNDS (COVID)						
21,900.00	0.00	845,734.79	10,879.51	868,252.72	617.93-	10,406.78	11,024.71- L
507 9122	ESSER ARP GRANT FUNDS (COVID)						
0.00	0.00	188,469.71	14,307.57	200,984.90	12,515.19-	1,984.30	14,499.49- L
507 9222	IDEA, Part B ESSER Funds						
0.00	0.00	9,468.19	0.00	201.00	9,267.19	11,107.19	1,840.00-
TOTAL FOR Fund 507 - ELEM/SECONDARY SCH EMER RELIE							
21,900.00	0.00	1,084,355.70	25,187.08	1,110,121.63	3,865.93-	23,498.27	27,364.20-
516 9021	IDEA, PART B FY 21						
17,218.85	0.00	255,183.42	0.00	272,402.27	0.00	0.00	0.00 L
516 9022	IDEA, PART B FY 22						
2,417.18	0.00	444,396.85	34,702.18	480,053.36	33,239.33-	1,923.77	35,163.10- L
516 9121	IDEA, PART B RESTORATION FY 21						
25,800.00	0.00	83,202.71	0.00	109,002.71	0.00	0.00	0.00
TOTAL FOR Fund 516 - IDEA PART B GRANTS:							
45,436.03	0.00	782,782.98	34,702.18	861,458.34	33,239.33-	1,923.77	35,163.10-
551 9022	Title III, LEP FY 22						
0.00	0.00	11,549.23	0.00	7,922.92	3,626.31	3,626.31	0.00 L
TOTAL FOR Fund 551 - LIMITED ENGLISH PROFICIENCY:							
0.00	0.00	11,549.23	0.00	7,922.92	3,626.31	3,626.31	0.00

Date: 01/07/2022  
Time: 4:46 pm

LEBANON CITY SCHOOL DISTRICT  
Financial Report by Fund/Fund/SOC

Page: 13  
(FINSUM)

Fund #	Fund Description	FYTD	MTD	FYTD	Current	Current	Unencumbered	Bank
Begin Balance	MTD Receipts	Receipts	Expenditures	Expenditures	Fund Balance	Encumbrances	Fund Balance	Code
572 9021	TITLE I FY 21							
11,213.49	0.00	174,349.97	0.00	161,920.33	23,643.13	0.00	23,643.13	L
572 9022	TITLE I FY 22							
0.00	0.00	221,309.74	20,033.84	235,291.74	13,982.00-	6,321.03	20,303.03-	L
	TOTAL FOR Fund 572 - TITLE I DISADVANTAGED CHILDRE							
11,213.49	0.00	395,659.71	20,033.84	397,212.07	9,661.13	6,321.03	3,340.10	
584 9022	Title IV-A Student Support and Acad. Enrich.							
0.00	0.00	23,877.00	0.00	9,627.00	15,250.00	15,250.00	0.00	L
	TOTAL FOR Fund 584 - TITLE IV, PART A, STUDENT SUP							
0.00	0.00	23,877.00	0.00	9,627.00	15,250.00	15,250.00	0.00	
587 9022	IDEA, Early Childhood Education FY 22							
0.00	0.00	28,200.47	0.00	28,200.47	0.00	0.00	0.00	L
587 9121	Preschool Restoration Funds FY 21							
22,093.64	0.00	36,327.38	0.00	58,421.02	0.00	0.00	0.00	L
	TOTAL FOR Fund 587 - IDEA PRESCHOOL-HANDICAPPED:							
22,093.64	0.00	64,527.85	0.00	86,621.49	0.00	0.00	0.00	
590 9021	TITLE II-A FY 21							
39,779.30	0.00	22,193.17	0.00	57,604.91	4,367.56	0.00	4,367.56	L
590 9022	TITLE II-A FY 22							
0.00	0.00	40,591.90	0.00	0.00	40,591.90	0.00	40,591.90	L
	TOTAL FOR Fund 590 - IMPROVING TEACHER QUALITY:							
39,779.30	0.00	62,785.07	0.00	57,604.91	44,959.46	0.00	44,959.46	
599 9021	Title IV-A Student Support and Acad. Enrich.							
5,392.00	0.00	12,311.93	0.00	17,703.93	0.00	0.00	0.00	L
	TOTAL FOR Fund 599 - MISCELLANEOUS FED. GRANT FUND							
5,392.00	0.00	12,311.93	0.00	17,703.93	0.00	0.00	0.00	
	GRAND TOTALS:							
40,378,871.53	0.00	36,893,071.46	1,504,692.21	43,367,734.37	33,904,208.62	5,092,376.72	28,811,831.90	

# Receipt Ledger (all funds)

DATE: 01/07/2022  
TIME: 08:57

LEBANON CITY SCHOOL DISTRICT  
RECEIPTS, ALL FUNDS  
DATES 12/01/2021 THRU 12/31/2021  
SORTED BY TRANSACTION DATE

PAGE: 1  
(RECLD)

TRANS NO	ITEM NO	TRANS DATE	STS DESCRIPTION OR SOURCE	TI FUND RCPT SPCC SUBJ	OPU	TRANS AMOUNT
091393	0001	12/01/2021	A LJHS Ath. Participation Fees	03 001 1635 0000 000000	400	62.50
091395	0001	12/01/2021	A LJHS Ath. Participation Fees	03 001 1635 0000 000000	400	80.00
091401	0001	12/01/2021	A Farm Land Rent	03 001 1810 0000 000000	000	2,250.00
091420	0004	12/01/2021	A Preschool Tuition Fees	03 001 1219 0000 000000	000	660.00
091420	0012	12/01/2021	A LHS Ath. Participation Fees	03 001 1635 0000 000000	500	250.00
091420	0013	12/01/2021	A LJHS Ath. Participation Fees	03 001 1635 0000 000000	400	875.00
091406	0001	12/02/2021	A Preschool Tuition Fees	03 001 1219 0000 000000	000	440.00
091408	0009	12/02/2021	A LJHS Ath. Participation Fees	03 001 1635 0000 000000	400	962.50
091409	0001	12/02/2021	A Tricare Payment	03 001 1890 0000 000000	000	90.75
091422	0004	12/02/2021	A Preschool Tuition Fees	03 001 1219 0000 000000	000	440.00
091422	0007	12/02/2021	A LHS Ath. Participation Fees	03 001 1635 0000 000000	500	1,000.00
091422	0008	12/02/2021	A LJHS Ath. Participation Fees	03 001 1635 0000 000000	400	525.00
091410	0001	12/03/2021	A LHS Ath. Participation Fees	03 001 1635 0000 000000	500	750.00
091417	0001	12/03/2021	A LHS Ath. Participation Fees	03 001 1635 0000 000000	500	79.90
091424	0002	12/03/2021	A Preschool Tuition Fees	03 001 1219 0000 000000	000	990.00
091424	0003	12/03/2021	A LHS Ath. Participation Fees	03 001 1635 0000 000000	500	250.00
091424	0004	12/03/2021	A LJHS Ath. Participation Fees	03 001 1635 0000 000000	400	175.00
091426	0004	12/06/2021	A Preschool Tuition Fees	03 001 1219 0000 000000	000	660.00
091426	0012	12/06/2021	A LHS Ath. Participation Fees	03 001 1635 0000 000000	500	750.00
091426	0013	12/06/2021	A LJHS Ath. Participation Fees	03 001 1635 0000 000000	400	72.50
091427	0002	12/06/2021	A Preschool Tuition Fees	03 001 1219 0000 000000	000	440.00
091427	0007	12/06/2021	A LHS Ath. Participation Fees	03 001 1635 0000 000000	500	380.10
091427	0008	12/06/2021	A LJHS Ath. Participation Fees	03 001 1635 0000 000000	400	525.00
091432	0004	12/07/2021	A LHS Ath. Participation Fees	03 001 1635 0000 000000	500	250.00
091432	0018	12/07/2021	A Preschool Tuition Fees	03 001 1219 0000 000000	000	385.00
091433	0001	12/07/2021	A LHS Parking Fees	03 001 1890 0000 000000	000	150.00
091434	0001	12/07/2021	A LHS Ath. Participation Fees	03 001 1635 0000 000000	500	500.00
091435	0001	12/07/2021	A Auction Proceeds	03 001 1931 0000 000000	000	201.50
091437	0002	12/08/2021	A LHS Ath. Participation Fees	03 001 1635 0000 000000	500	250.00
091437	0004	12/08/2021	A Preschool Tuition Fees	03 001 1219 0000 000000	000	1,760.00
091441	0002	12/09/2021	A LHS Ath. Participation Fees	03 001 1635 0000 000000	500	250.00
091441	0005	12/09/2021	A LJHS Ath. Participation Fees	03 001 1635 0000 000000	400	162.00
091443	0001	12/09/2021	A Preschool Tuition Fees	03 001 1219 0000 000000	000	220.00
091445	0001	12/10/2021	A December FDA - Fda Formula	03 001 3110 0000 000000	000	764,113.27
091445	0002	12/10/2021	A Dec FDA-Economic Disadvantage	03 001 3211 0000 000000	000	1,992.75
091445	0003	12/10/2021	A Dec FDA - Career Tech	03 001 3219 0000 000000	000	3,918.32
091445	0004	12/10/2021	A Dec FDA - Preschool Spec Ed	03 001 3110 0000 000000	000	15,917.68
091445	0005	12/10/2021	A Dec FDA - Spec Ed Transport.	03 001 3110 0000 000000	000	8,042.18
091445	0006	12/10/2021	A Dec FDA - Open Enrollment In	03 001 1227 0000 000000	000	301.00
091449	0001	12/10/2021	A LJHS Ath. Participation Fees	03 001 1635 0000 000000	400	700.50
091455	0002	12/10/2021	A Preschool Tuition Fees	03 001 1219 0000 000000	000	110.00
091455	0006	12/10/2021	A LHS Ath. Participation Fees	03 001 1635 0000 000000	500	750.00
091455	0007	12/10/2021	A LJHS Ath. Participation Fees	03 001 1635 0000 000000	400	175.00
091457	0003	12/13/2021	A Preschool Tuition Fees	03 001 1219 0000 000000	000	1,320.00

## STATUS (STS) CODES:

A-RECEIPT B-REFUND OF RECEIPT V-VOID REFUND OF RECEIPT X-REDUCTION OF EXPENDITURE  
C-APPROPRIATION OR BUDGET MODIFICATIONS D-EXPENSE/SUPPLIES DISTRIBUTION F-FUND TO FUND TRANSFER

DATE: 01/07/2022  
TIME: 08:57

LEBANON CITY SCHOOL DISTRICT  
RECEIPTS, ALL FUNDS  
DATES 12/01/2021 THRU 12/31/2021  
SORTED BY TRANSACTION DATE

PAGE: 2  
(RECEIVED)

TRANS NO	ITEM NO	TRANS DATE	STS DESCRIPTION OR SOURCE	TI FUND RCPT SPCC SUBJ	OPU	TRANS AMOUNT
091457	0006	12/13/2021	A LHS Ath. Participation Fees	03 001 1635 0000 000000	500	250.00
091458	0004	12/13/2021	A Preschool Tuition Fees	03 001 1219 0000 000000	000	275.00
091458	0007	12/13/2021	A LHS Ath. Participation Fees	03 001 1635 0000 000000	500	1,250.00
091460	0001	12/13/2021	A Preschool Tuition Fees	03 001 1219 0000 000000	000	220.00
091464	0002	12/14/2021	A LHS Ath. Participation Fees	03 001 1635 0000 000000	500	250.00
091470	0001	12/14/2021	A LHS Ath. Participation Fees	03 001 1635 0000 000000	500	375.00
091472	0001	12/14/2021	A LHS Ath. Participation Fees	03 001 1635 0000 000000	500	250.00
091478	0001	12/15/2021	A Preschool Tuition Fees	03 001 1219 0000 000000	000	220.00
091479	0002	12/15/2021	A Preschool Tuition Fees	03 001 1219 0000 000000	000	1,100.00
091479	0003	12/15/2021	A LHS Ath. Participation Fees	03 001 1635 0000 000000	500	250.00
091483	0002	12/17/2021	A Preschool Tuition Fees	03 001 1219 0000 000000	000	220.00
091483	0006	12/17/2021	A LHS Ath. Participation Fees	03 001 1635 0000 000000	500	500.00
091491	0001	12/17/2021	A LHS Ath. Participation Fees	03 001 1635 0000 000000	500	50.00
091492	0001	12/17/2021	A LHS Ath. Participation Fees	03 001 1635 0000 000000	500	1,750.00
091497	0005	12/17/2021	A LHS Ath. Participation Fees	03 001 1635 0000 000000	500	500.00
091497	0006	12/17/2021	A Preschool Tuition Fees	03 001 1219 0000 000000	000	660.00
091532	0001	12/17/2021	A LHS Ath. Participation Fees	03 001 1635 0000 000000	400	87.00
091534	0001	12/17/2021	A LHS Parking Fees	03 001 1890 0000 000000	000	400.00
091500	0002	12/20/2021	A Preschool Tuition Fees	03 001 1219 0000 000000	000	220.00
091500	0003	12/20/2021	A LHS Ath. Participation Fees	03 001 1635 0000 000000	500	5,375.00
091502	0001	12/20/2021	A ROTC Salary Subsidy	03 001 1890 0000 000000	000	6,866.05
091504	0002	12/20/2021	A LHS Ath. Participation Fees	03 001 1635 0000 000000	500	5,250.00
091506	0001	12/21/2021	A Preschool Tuition Fees	03 001 1219 0000 000000	000	55.00
091506	0002	12/21/2021	A LHS Ath. Participation Fees	03 001 1635 0000 000000	500	250.00
091511	0001	12/22/2021	A LHS Ath. Participation Fees	03 001 1635 0000 000000	500	250.00
091513	0001	12/23/2021	A December FDA - Fda Formula	03 001 3110 0000 000000	000	764,113.26
091513	0002	12/23/2021	A Dec FDA-Economic Disadvantage	03 001 3211 0000 000000	000	1,992.75
091513	0003	12/23/2021	A Dec FDA - Career Tech	03 001 3219 0000 000000	000	3,918.32
091513	0004	12/23/2021	A Dec FDA - Preschool Spec Ed	03 001 3110 0000 000000	000	15,917.67
091513	0005	12/23/2021	A Dec FDA - Spec Ed Transport.	03 001 3110 0000 000000	000	8,042.19
091513	0006	12/23/2021	A Dec FDA - Open Enrollment In	03 001 1227 0000 000000	000	301.00
091515	0004	12/27/2021	A Preschool Tuition Fees	03 001 1219 0000 000000	000	220.00
091516	0002	12/28/2021	A Preschool Tuition Fees	03 001 1219 0000 000000	000	660.00
091518	0001	12/29/2021	A Preschool Tuition Fees	03 001 1219 0000 000000	000	660.00
091528	0001	12/30/2021	A Preschool Tuition Fees	03 001 1219 0000 000000	000	55.00
091537	0001	12/31/2021	A Unknown Deposit	03 001 1890 0000 000000	000	560.00
091538	0001	12/31/2021	A Interest	03 001 1410 0000 000000	000	1,098.60
FUND CODE SUB-TOTAL:						1,638,429.29
091538	0023	12/31/2021	A Interest	03 002 1410 0000 000000	000	9.66
FUND CODE SUB-TOTAL:						9.66

STATUS (STS) CODES:

A-RECEIPT B-REFUND OF RECEIPT V-VOID REFUND OF RECEIPT X-REDUCTION OF EXPENDITURE  
C-APPROPRIATION OR BUDGET MODIFICATIONS D-EXPENSE/SUPPLIES DISTRIBUTION F-FUND TO FUND TRANSFER

DATE: 01/07/2022  
TIME: 08:57

LEBANON CITY SCHOOL DISTRICT  
RECEIPTS, ALL FUNDS  
DATES 12/01/2021 THRU 12/31/2021  
SORTED BY TRANSACTION DATE

PAGE: 3  
(RECEIVED)

TRANS NO	ITEM NO	TRANS DATE	STS	DESCRIPTION OR SOURCE	TI	FUND	RCPT	SPCC	SUBJ	OPU	TRANS AMOUNT
091538	0002	12/31/2021	A	Interest	03	003	1410	9008	000000	403	2.13
FUND CODE SUB-TOTAL:											2.13
091538	0024	12/31/2021	A	Interest	03	003	1410	9099	000000	000	37.69
FUND CODE SUB-TOTAL:											37.69
091538	0003	12/31/2021	A	Interest	03	004	1410	9000	000000	000	2.14
FUND CODE SUB-TOTAL:											2.14
091538	0010	12/31/2021	A	Interest	03	004	1410	9003	000000	000	51.18
FUND CODE SUB-TOTAL:											51.18
091394	0002	12/01/2021	A	Decrease lunch account	03	006	1512	0000	000000	000	10.00-
091420	0001	12/01/2021	A	Online lunch payments	03	006	1512	0000	000000	000	810.00
091420	0018	12/01/2021	A	Payment on NSF Check	03	006	1512	0000	000000	000	25.00
091422	0001	12/02/2021	A	Online lunch payments	03	006	1512	0000	000000	000	460.00
091415	0001	12/03/2021	A	Cafe Receipts w/e 12/3/21	03	006	1512	0000	000000	000	1,869.89-
091415	0002	12/03/2021	A	Cafe Receipts w/e 12/3/21	03	006	1513	0000	000000	000	2,082.35
091415	0003	12/03/2021	A	Cafe Receipts w/e 12/3/21	03	006	1523	0000	000000	000	58.50
091424	0001	12/03/2021	A	Online lunch payments	03	006	1512	0000	000000	000	370.00
091426	0001	12/06/2021	A	Online lunch payments	03	006	1512	0000	000000	000	820.00
091427	0001	12/06/2021	A	Online lunch payments	03	006	1512	0000	000000	000	455.00
091432	0001	12/07/2021	A	Online lunch payments	03	006	1512	0000	000000	000	100.00
091437	0001	12/08/2021	A	Online lunch payments	03	006	1512	0000	000000	000	850.00
091441	0001	12/09/2021	A	Online lunch payments	03	006	1512	0000	000000	000	410.00
091446	0001	12/10/2021	A	Cafe Receipts w/e 12/10/21	03	006	1512	0000	000000	000	2,933.45-
091446	0002	12/10/2021	A	Cafe Receipts w/e 12/10/21	03	006	1513	0000	000000	000	3,290.00
091446	0003	12/10/2021	A	Cafe Receipts w/e 12/10/21	03	006	1523	0000	000000	000	28.00
091446	0004	12/10/2021	A	Cafe Receipts w/e 12/10/21	03	006	1511	0000	000000	000	72.00
091455	0001	12/10/2021	A	Online lunch payments	03	006	1512	0000	000000	000	450.00
091457	0001	12/13/2021	A	Online lunch payments	03	006	1512	0000	000000	000	170.00
091458	0001	12/13/2021	A	Online lunch payments	03	006	1512	0000	000000	000	330.00
091464	0001	12/14/2021	A	Online lunch payments	03	006	1512	0000	000000	000	20.00
091479	0001	12/15/2021	A	Online lunch payments	03	006	1512	0000	000000	000	90.00
091483	0001	12/17/2021	A	Online lunch payments	03	006	1512	0000	000000	000	170.00
091485	0001	12/17/2021	A	Cafe Receipts w/e 12/17/21	03	006	1512	0000	000000	000	1,041.60-

STATUS (STS) CODES:

A-RECEIPT B-REFUND OF RECEIPT V-VOID REFUND OF RECEIPT X-REDUCTION OF EXPENDITURE  
C-APPROPRIATION OR BUDGET MODIFICATIONS D-EXPENSE/SUPPLIES DISTRIBUTION F-FUND TO FUND TRANSFER

DATE: 01/07/2022  
TIME: 08:57

LEBANON CITY SCHOOL DISTRICT  
RECEIPTS, ALL FUNDS  
DATES 12/01/2021 THRU 12/31/2021  
SORTED BY TRANSACTION DATE

PAGE: 4  
(RECEIVED)

TRANS NO	ITEM NO	TRANS DATE	STS	DESCRIPTION OR SOURCE	TI	FUND	RCPT	SPCC	SUBJ	OPU	TRANS AMOUNT
091485	0002	12/17/2021	A	Cafe Receipts w/e 12/17/21	03	006	1513	0000	000000	000	1,408.10
091485	0003	12/17/2021	A	Cafe Receipts w/e 12/17/21	03	006	1523	0000	000000	000	5.00
091497	0001	12/17/2021	A	Online lunch payments	03	006	1512	0000	000000	000	260.00
091499	0001	12/20/2021	A	CoVid P-EET Funds	03	006	4120	0003	000000	000	3,063.00
091500	0001	12/20/2021	A	Online lunch payments	03	006	1512	0000	000000	000	30.00
091504	0001	12/20/2021	A	Online lunch payments	03	006	1512	0000	000000	000	190.00
091505	0001	12/20/2021	A	Online lunch payments	03	006	1512	0000	000000	000	20.00
091516	0001	12/28/2021	A	Online lunch payments	03	006	1512	0000	000000	000	150.00
091528	0003	12/30/2021	A	Online lunch payments	03	006	1512	0000	000000	000	10.00
091530	0003	12/31/2021	A	Online lunch payments	03	006	1512	0000	000000	000	60.00
091538	0004	12/31/2021	A	Interest	03	006	1410	0000	000000	000	0.00
FUND CODE SUB-TOTAL:											10,402.01
091538	0013	12/31/2021	A	Interest	03	007	1410	9002	000000	000	0.00
FUND CODE SUB-TOTAL:											0.00
091510	0001	12/22/2021	A	Scholarship Donation	03	007	1820	9003	000000	500	1,000.00
091538	0014	12/31/2021	A	Interest	03	007	1410	9003	000000	000	0.10
FUND CODE SUB-TOTAL:											1,000.10
091538	0015	12/31/2021	A	Interest	03	007	1410	9006	000000	500	0.02
FUND CODE SUB-TOTAL:											0.02
091538	0025	12/31/2021	A	Interest	03	007	1410	9007	000000	500	21.19
FUND CODE SUB-TOTAL:											21.19
091538	0016	12/31/2021	A	Interest	03	007	1410	9009	000000	000	0.03
FUND CODE SUB-TOTAL:											0.03
091538	0017	12/31/2021	A	Interest	03	007	1410	9013	000000	500	0.41
FUND CODE SUB-TOTAL:											0.41

STATUS (STS) CODES:

A-RECEIPT B-REFUND OF RECEIPT V-VOID REFUND OF RECEIPT X-REDUCTION OF EXPENDITURE  
C-APPROPRIATION OR BUDGET MODIFICATIONS D-EXPENSE/SUPPLIES DISTRIBUTION F-FUND TO FUND TRANSFER



DATE: 01/07/2022  
TIME: 08:57

LEBANON CITY SCHOOL DISTRICT  
RECEIPTS, ALL FUNDS  
DATES 12/01/2021 THRU 12/31/2021  
SORTED BY TRANSACTION DATE

PAGE: 5  
(RECEIVED)

TRANS NO	ITEM NO	TRANS DATE	STS	DESCRIPTION OR SOURCE	TI	FUND	RCPT	SPCC	SUBJ	OPU	TRANS AMOUNT
091538	0018	12/31/2021	A	Interest	03	007	1410	9017	000000	500	0.01
				FUND CODE SUB-TOTAL:							0.01
091538	0019	12/31/2021	A	Interest	03	007	1410	9019	000000	500	0.60
				FUND CODE SUB-TOTAL:							0.60
091538	0020	12/31/2021	A	Interest	03	007	1410	9100	000000	000	0.01
				FUND CODE SUB-TOTAL:							0.01
091538	0026	12/31/2021	A	Interest	03	007	1410	9101	000000	000	0.72
				FUND CODE SUB-TOTAL:							0.72
091538	0027	12/31/2021	A	Interest	03	008	1410	0000	000000	000	0.19
				FUND CODE SUB-TOTAL:							0.19
091538	0021	12/31/2021	A	Interest	03	008	1410	9001	000000	000	0.31
				FUND CODE SUB-TOTAL:							0.31
091538	0005	12/31/2021	A	Interest	03	008	1410	9002	000000	000	4.81
				FUND CODE SUB-TOTAL:							4.81
091453	0001	12/10/2021	A	Donation to scholarship fund	03	008	1820	9004	000000	500	250.00
091538	0022	12/31/2021	A	Interest	03	008	1410	9004	000000	000	0.76
				FUND CODE SUB-TOTAL:							250.76
091395	0002	12/01/2021	A	School Fee Payments - LJHS	03	009	1720	9004	110000	400	3.00
091395	0003	12/01/2021	A	School Fee Payments - LJHS	03	009	1720	9004	000000	400	15.00
091395	0005	12/01/2021	A	School Fee Payments - LJHS	03	009	1720	9004	150000	400	3.00

STATUS (STS) CODES:

A-RECEIPT B-REFUND OF RECEIPT V-VOID REFUND OF RECEIPT X-REDUCTION OF EXPENDITURE  
C-APPROPRIATION OR BUDGET MODIFICATIONS D-EXPENSE/SUPPLIES DISTRIBUTION F-FUND TO FUND TRANSFER

DATE: 01/07/2022  
TIME: 08:57

LEBANON CITY SCHOOL DISTRICT  
RECEIPTS, ALL FUNDS  
DATES 12/01/2021 THRU 12/31/2021  
SORTED BY TRANSACTION DATE

PAGE: 6  
(RECEIVED)

TRANS NO	ITEM NO	TRANS DATE	STS DESCRIPTION OR SOURCE	TI FUND RCPT SPCC SUBJ	OPU	TRANS AMOUNT
091395	0007	12/01/2021	A School Fee Payments - LJHS	03 009 1720 9004 080000	400	2.50
091395	0009	12/01/2021	A School Fee Payments - LJHS	03 009 1720 9004 050000	400	14.00
091395	0010	12/01/2021	A School Fee Payments - LJHS	03 009 1720 9004 130000	400	4.00
091420	0007	12/01/2021	A School Fee Payments - LJHS	03 009 1720 9004 050000	400	28.00
091420	0008	12/01/2021	A School Fee Payments - LJHS	03 009 1720 9004 110000	400	6.00
091420	0009	12/01/2021	A School Fee Payments - LJHS	03 009 1720 9004 000000	400	30.00
091420	0010	12/01/2021	A School Fee Payments - LJHS	03 009 1720 9004 130000	400	8.00
091420	0011	12/01/2021	A School Fee Payments - LJHS	03 009 1720 9004 150000	400	6.00
091420	0014	12/01/2021	A School Fee Payments - LJHS	03 009 1720 9004 120500	400	7.00
091420	0017	12/01/2021	A School Fee Payments - LJHS	03 009 1720 9004 060000	400	35.95
091408	0001	12/02/2021	A School Fees	03 009 1720 9004 150000	400	3.00
091408	0002	12/02/2021	A School Fees	03 009 1720 9004 080000	400	2.50
091408	0003	12/02/2021	A School Fees	03 009 1720 9004 110000	400	3.00
091408	0004	12/02/2021	A School Fees	03 009 1720 9004 000000	400	15.00
091408	0005	12/02/2021	A School Fees	03 009 1720 9004 130000	400	4.00
091408	0006	12/02/2021	A School Fees	03 009 1720 9004 050000	400	14.00
091408	0007	12/02/2021	A School Fees	03 009 1720 9004 060000	400	35.95
091426	0007	12/06/2021	A School Fee Payments - LJHS	03 009 1720 9004 050000	400	3.50
091426	0008	12/06/2021	A School Fee Payments - LJHS	03 009 1720 9004 110000	400	0.75
091426	0009	12/06/2021	A School Fee Payments - LJHS	03 009 1720 9004 000000	400	3.75
091426	0010	12/06/2021	A School Fee Payments - LJHS	03 009 1720 9004 130000	400	1.00
091426	0011	12/06/2021	A School Fee Payments - LJHS	03 009 1720 9004 150000	400	0.75
091427	0004	12/06/2021	A School Fee Payments - LJHS	03 009 1720 9004 000000	400	15.00
091427	0005	12/06/2021	A School Fee Payments - LJHS	03 009 1720 9004 130000	400	4.00
091427	0006	12/06/2021	A School Fee Payments - LJHS	03 009 1720 9004 150000	400	3.00
091432	0002	12/07/2021	A School Fee Payments - LJHS	03 009 1720 9004 130000	400	5.00
091432	0003	12/07/2021	A School Fee Payments - LJHS	03 009 1720 9004 150000	400	3.00
091432	0013	12/07/2021	A School Fee Payments - LJHS	03 009 1720 9004 000000	400	20.00
091432	0014	12/07/2021	A School Fee Payments - LJHS	03 009 1720 9004 110000	400	3.00
091432	0015	12/07/2021	A School Fee Payments - LJHS	03 009 1720 9004 050000	400	14.00
091455	0003	12/10/2021	A School Fee Payments - LJHS	03 009 1720 9004 000000	400	15.00
091455	0004	12/10/2021	A School Fee Payments - LJHS	03 009 1720 9004 130000	400	4.00
091455	0005	12/10/2021	A School Fee Payments - LJHS	03 009 1720 9004 150000	400	3.00
091455	0008	12/10/2021	A School Fee Payments - LJHS	03 009 1720 9004 110000	400	3.00
091497	0007	12/17/2021	A School Fee Payments - LJHS	03 009 1720 9004 080000	400	5.00
091497	0008	12/17/2021	A School Fee Payments - LJHS	03 009 1720 9004 050000	400	24.50
091497	0009	12/17/2021	A School Fee Payments - LJHS	03 009 1720 9004 110000	400	5.25
091497	0010	12/17/2021	A School Fee Payments - LJHS	03 009 1720 9004 000000	400	15.00
091497	0011	12/17/2021	A School Fee Payments - LJHS	03 009 1720 9004 130000	400	7.00
091497	0012	12/17/2021	A School Fee Payments - LJHS	03 009 1720 9004 150000	400	5.25
091532	0002	12/17/2021	A School fee payments - LJHS	03 009 1720 9004 110000	400	3.00
091500	0016	12/20/2021	A School Fee Payments - LJHS	03 009 1720 9004 000000	400	15.00
091504	0016	12/20/2021	A School Fee Payments - LJHS	03 009 1720 9004 000000	400	15.00
091504	0018	12/20/2021	A School Fee Payments - LJHS	03 009 1720 9004 080000	400	2.50

STATUS (STS) CODES:

A-RECEIPT B-REFUND OF RECEIPT V-VOID REFUND OF RECEIPT X-REDUCTION OF EXPENDITURE  
C-APPROPRIATION OR BUDGET MODIFICATIONS D-EXPENSE/SUPPLIES DISTRIBUTION F-FUND TO FUND TRANSFER

DATE: 01/07/2022  
TIME: 08:57

LEBANON CITY SCHOOL DISTRICT  
RECEIPTS, ALL FUNDS  
DATES 12/01/2021 THRU 12/31/2021  
SORTED BY TRANSACTION DATE

PAGE: 7  
(RECEIVED)

TRANS NO	ITEM NO	TRANS DATE	STS	DESCRIPTION OR SOURCE	TI	FUND	RCPT	SPCC	SUBJ	OPU	TRANS AMOUNT
091504	0019	12/20/2021	A	School Fee Payments - LJHS	03	009	1720	9004	050000	400	14.00
091504	0020	12/20/2021	A	School Fee Payments - LJHS	03	009	1720	9004	110000	400	3.00
091504	0021	12/20/2021	A	School Fee Payments - LJHS	03	009	1720	9004	130000	400	4.00
091504	0022	12/20/2021	A	School Fee Payments - LJHS	03	009	1720	9004	150000	400	3.00
FUND CODE SUB-TOTAL:											463.15
091394	0001	12/01/2021	A	School Fee Payments - LHS	03	009	1720	9005	130000	500	10.00
091420	0006	12/01/2021	A	School fee payments - LHS	03	009	1720	9005	110000	500	10.00
091420	0015	12/01/2021	A	School fee payments - LHS	03	009	1720	9005	120400	500	219.10
091420	0016	12/01/2021	A	School fee payments - LHS	03	009	1720	9005	120500	500	10.00
091420	0019	12/01/2021	A	School fee payments - LHS	03	009	1720	9005	150000	500	15.25
091422	0009	12/02/2021	A	School fee payments - LHS	03	009	1720	9005	080000	500	35.00
091422	0010	12/02/2021	A	School fee payments - LHS	03	009	1720	9005	150000	500	7.13
091424	0005	12/03/2021	A	School fee payments - LHS	03	009	1720	9005	050000	500	12.50
091424	0006	12/03/2021	A	School fee payments - LHS	03	009	1720	9005	150000	500	14.25
091424	0007	12/03/2021	A	School fee payments - LHS	03	009	1720	9005	090000	500	60.00
091424	0008	12/03/2021	A	School fee payments - LHS	03	009	1740	9005	350010	500	50.00
091426	0006	12/06/2021	A	School fee payments - LHS	03	009	1720	9005	110000	500	18.00
091426	0014	12/06/2021	A	School fee payments - LHS	03	009	1720	9005	130000	500	21.00
091426	0015	12/06/2021	A	School fee payments - LHS	03	009	1720	9005	150000	500	29.50
091426	0016	12/06/2021	A	School fee payments - LHS	03	009	1720	9005	080000	500	35.00
091426	0017	12/06/2021	A	School fee payments - LHS	03	009	1720	9005	060000	500	53.00
091426	0018	12/06/2021	A	School fee payments - LHS	03	009	1720	9005	000000	500	12.00
091426	0019	12/06/2021	A	School fee payments - LHS	03	009	1720	9005	050000	500	30.00
091426	0020	12/06/2021	A	School fee payments - LHS	03	009	1720	9005	030000	500	5.00
091426	0021	12/06/2021	A	School fee payments - LHS	03	009	1720	9005	090000	500	60.00
091427	0009	12/06/2021	A	School fee payments - LHS	03	009	1720	9005	110000	500	8.00
091427	0010	12/06/2021	A	School fee payments - LHS	03	009	1720	9005	130000	500	11.00
091427	0011	12/06/2021	A	School fee payments - LHS	03	009	1720	9005	150000	500	15.25
091427	0012	12/06/2021	A	School fee payments - LHS	03	009	1720	9005	080000	500	18.00
091427	0013	12/06/2021	A	School fee payments - LHS	03	009	1720	9005	120500	500	20.00
091427	0014	12/06/2021	A	School fee payments - LHS	03	009	1720	9005	000000	500	6.00
091427	0015	12/06/2021	A	School fee payments - LHS	03	009	1720	9005	050000	500	20.00
091427	0017	12/06/2021	A	School fee payments - LHS	03	009	1720	9005	090000	500	60.00
091432	0005	12/07/2021	A	School fee payments - LHS	03	009	1720	9005	110000	500	108.00
091432	0006	12/07/2021	A	School fee payments - LHS	03	009	1720	9005	130000	500	10.00
091432	0007	12/07/2021	A	School fee payments - LHS	03	009	1720	9005	150000	500	96.00
091432	0008	12/07/2021	A	School fee payments - LHS	03	009	1720	9005	120500	500	708.00
091432	0009	12/07/2021	A	School fee payments - LHS	03	009	1720	9005	000000	500	12.00
091432	0010	12/07/2021	A	School fee payments - LHS	03	009	1720	9005	050000	500	116.00
091432	0011	12/07/2021	A	School fee payments - LHS	03	009	1720	9005	080000	500	20.00
091432	0017	12/07/2021	A	School fee payments - LHS	03	009	1720	9005	030000	500	10.00

STATUS (STS) CODES:

A-RECEIPT B-REFUND OF RECEIPT V-VOID REFUND OF RECEIPT X-REDUCTION OF EXPENDITURE  
C-APPROPRIATION OR BUDGET MODIFICATIONS D-EXPENSE/SUPPLIES DISTRIBUTION F-FUND TO FUND TRANSFER

DATE: 01/07/2022  
TIME: 08:57

LEBANON CITY SCHOOL DISTRICT  
RECEIPTS, ALL FUNDS  
DATES 12/01/2021 THRU 12/31/2021  
SORTED BY TRANSACTION DATE

PAGE: 8  
(RECELED)

TRANS NO	ITEM NO	TRANS DATE	STS DESCRIPTION OR SOURCE	TI FUND RCPT SPCC SUBJ	OPU	TRANS AMOUNT
091441	0006	12/09/2021	A School Fee Payments - LHS	03 009 1720 9005 110000	500	4.00
091441	0007	12/09/2021	A School Fee Payments - LHS	03 009 1720 9005 050000	500	12.50
091441	0008	12/09/2021	A School Fee Payments - LHS	03 009 1720 9005 080000	500	9.00
091441	0009	12/09/2021	A School Fee Payments - LHS	03 009 1720 9005 150000	500	1.00
091441	0010	12/09/2021	A School Fee Payments - LHS	03 009 1720 9005 000000	500	6.00
091458	0008	12/13/2021	A School fee payments - LHS	03 009 1720 9005 110000	500	10.00
091458	0009	12/13/2021	A School fee payments - LHS	03 009 1720 9005 050000	500	20.00
091458	0010	12/13/2021	A School fee payments - LHS	03 009 1720 9005 110000	500	8.00
091458	0011	12/13/2021	A School fee payments - LHS	03 009 1720 9005 000000	500	6.00
091483	0005	12/17/2021	A School Fee Payments - LHS	03 009 1720 9005 110000	500	4.00
091483	0007	12/17/2021	A School Fee Payments - LHS	03 009 1720 9005 130000	500	121.00
091483	0009	12/17/2021	A School Fee Payments - LHS	03 009 1720 9005 120500	500	8.00
091483	0010	12/17/2021	A School Fee Payments - LHS	03 009 1720 9005 050000	500	20.00
091483	0011	12/17/2021	A School Fee Payments - LHS	03 009 1720 9005 000000	500	6.00
091483	0012	12/17/2021	A School Fee Payments - LHS	03 009 1720 9005 150000	500	14.25
091493	0001	12/17/2021	A School fee payments - LHS	03 009 1720 9005 110000	500	4.00
091493	0002	12/17/2021	A School fee payments - LHS	03 009 1720 9005 000000	500	6.00
091493	0003	12/17/2021	A School fee payments - LHS	03 009 1720 9005 130000	500	6.00
091493	0004	12/17/2021	A School fee payments - LHS	03 009 1720 9005 050000	500	25.00
091493	0006	12/17/2021	A School fee payments - LHS	03 009 1720 9005 030000	500	10.00
091493	0007	12/17/2021	A School fee payments - LHS	03 009 1720 9005 150000	500	15.25
091500	0005	12/20/2021	A School Fee Payments - LHS	03 009 1720 9005 090000	500	135.00
091500	0006	12/20/2021	A School Fee Payments - LHS	03 009 1720 9005 130000	500	146.00
091500	0007	12/20/2021	A School Fee Payments - LHS	03 009 1720 9005 150000	500	194.00
091500	0009	12/20/2021	A School Fee Payments - LHS	03 009 1720 9005 050000	500	131.00
091500	0010	12/20/2021	A School Fee Payments - LHS	03 009 1720 9005 110000	500	14.00
091500	0011	12/20/2021	A School Fee Payments - LHS	03 009 1720 9005 000000	500	42.00
091500	0012	12/20/2021	A School Fee Payments - LHS	03 009 1720 9005 060000	500	18.00
091500	0013	12/20/2021	A School Fee Payments - LHS	03 009 1720 9005 080000	500	70.00
091500	0014	12/20/2021	A School Fee Payments - LHS	03 009 1720 9005 120500	500	700.00
091500	0015	12/20/2021	A School Fee Payments - LHS	03 009 1720 9005 030000	500	10.00
091504	0004	12/20/2021	A School Fee Payments - LHS	03 009 1720 9005 090000	500	60.00
091504	0005	12/20/2021	A School Fee Payments - LHS	03 009 1720 9005 130000	500	21.00
091504	0006	12/20/2021	A School Fee Payments - LHS	03 009 1720 9005 150000	500	35.62
091504	0008	12/20/2021	A School Fee Payments - LHS	03 009 1720 9005 050000	500	50.00
091504	0009	12/20/2021	A School Fee Payments - LHS	03 009 1720 9005 110000	500	18.00
091504	0010	12/20/2021	A School Fee Payments - LHS	03 009 1720 9005 000000	500	30.00
091504	0011	12/20/2021	A School Fee Payments - LHS	03 009 1720 9005 060000	500	36.00
091504	0012	12/20/2021	A School Fee Payments - LHS	03 009 1720 9005 080000	500	18.00
091504	0013	12/20/2021	A School Fee Payments - LHS	03 009 1720 9005 120500	500	1,058.00
091504	0014	12/20/2021	A School Fee Payments - LHS	03 009 1720 9005 030000	500	15.00
091515	0001	12/27/2021	A School fee payments - LHS	03 009 1720 9005 080000	500	20.00
091515	0002	12/27/2021	A School fee payments - LHS	03 009 1720 9005 130000	500	130.00
091515	0003	12/27/2021	A School fee payments - LHS	03 009 1720 9005 120400	500	50.00

STATUS (STS) CODES:

A-RECEIPT B-REFUND OF RECEIPT V-VOID REFUND OF RECEIPT X-REDUCTION OF EXPENDITURE  
C-APPROPRIATION OR BUDGET MODIFICATIONS D-EXPENSE/SUPPLIES DISTRIBUTION F-FUND TO FUND TRANSFER

DATE: 01/07/2022  
TIME: 08:57

LEBANON CITY SCHOOL DISTRICT  
RECEIPTS, ALL FUNDS  
DATES 12/01/2021 THRU 12/31/2021  
SORTED BY TRANSACTION DATE

PAGE: 9  
(RECEIVED)

TRANS NO	ITEM NO	TRANS DATE	STS	DESCRIPTION OR SOURCE	TI	FUND	RCPT	SPCC	SUBJ	OPU	TRANS AMOUNT
091518	0002	12/29/2021	A	School Fee Payments - LHS	03	009	1720	9005	130000	500	500.55
091528	0002	12/30/2021	A	School Fee Payments - LHS	03	009	1720	9005	120400	500	633.62
091528	0004	12/30/2021	A	School Fee Payments - LHS	03	009	1740	9005	350010	500	200.00
091528	0005	12/30/2021	A	School Fee Payments - LHS	03	009	1720	9005	050000	500	10.00
091528	0006	12/30/2021	A	School Fee Payments - LHS	03	009	1720	9005	000000	500	6.00
091528	0007	12/30/2021	A	School Fee Payments - LHS	03	009	1720	9005	120500	500	260.00
091530	0001	12/31/2021	A	School Fee Payments - LHS	03	009	1720	9005	110000	500	8.00
FUND CODE SUB-TOTAL:											6,880.77
091393	0003	12/01/2021	A	Correct RC coding	03	009	1720	9006	000000	600	17.50-
091437	0005	12/08/2021	A	School Fee Payments - Bowman	03	009	1720	9006	000000	600	56.00
091478	0002	12/15/2021	A	Preschool supply fees	03	009	1720	9006	180108	600	25.00
091482	0002	12/16/2021	A	School Fee Payments - Bowman	03	009	1720	9006	000000	600	56.00
091497	0014	12/17/2021	A	Preschool supply fees	03	009	1720	9006	180108	600	25.00
091518	0003	12/29/2021	A	School Fee Payments - Bowman	03	009	1720	9006	000000	600	42.00
FUND CODE SUB-TOTAL:											186.50
091393	0004	12/01/2021	A	Correct RC coding	03	009	1720	9007	000000	700	43.00-
091420	0003	12/01/2021	A	School Fee Payments - Berry	03	009	1720	9007	000000	700	41.00
091422	0003	12/02/2021	A	School Fee Payments - Berry	03	009	1720	9007	000000	700	82.00
091426	0003	12/06/2021	A	School Fee Payments - Berry	03	009	1720	9007	000000	700	41.00
091444	0002	12/09/2021	A	School Fees - Berry	03	009	1720	9007	000000	700	41.00
091458	0003	12/13/2021	A	School Fee Payments - Berry	03	009	1720	9007	000000	700	41.00
091483	0003	12/17/2021	A	School Fee Payments - Berry	03	009	1720	9007	000000	700	116.00
091497	0003	12/17/2021	A	School Fee Payments - Berry	03	009	1720	9007	000000	700	98.00
FUND CODE SUB-TOTAL:											417.00
091441	0004	12/09/2021	A	School Fee Payments - Donovan	03	009	1720	9008	000000	800	44.00
091444	0003	12/09/2021	A	School Fees - Donovan	03	009	1720	9008	000000	800	9.00
091457	0005	12/13/2021	A	School Fee Payments - Donovan	03	009	1720	9008	000000	800	82.00
FUND CODE SUB-TOTAL:											135.00
091393	0002	12/01/2021	A	Correct RC coding	03	009	1720	9009	020000	700	2.00-
091395	0006	12/01/2021	A	School Fee Payments - LJHS	03	009	1720	9009	020000	400	2.00
091420	0002	12/01/2021	A	School Fee Payments - Berry	03	009	1720	9009	020000	700	4.00
091422	0002	12/02/2021	A	School Fee Payments - Berry	03	009	1720	9009	020000	700	8.00

STATUS (STS) CODES:

A-RECEIPT B-REFUND OF RECEIPT V-VOID REFUND OF RECEIPT X-REDUCTION OF EXPENDITURE  
C-APPROPRIATION OR BUDGET MODIFICATIONS D-EXPENSE/SUPPLIES DISTRIBUTION F-FUND TO FUND TRANSFER

DATE: 01/07/2022  
TIME: 08:57

LEBANON CITY SCHOOL DISTRICT  
RECEIPTS, ALL FUNDS  
DATES 12/01/2021 THRU 12/31/2021  
SORTED BY TRANSACTION DATE

PAGE: 10  
(RECEIVED)

TRANS NO	ITEM NO	TRANS DATE	STS	DESCRIPTION OR SOURCE	TI	FUND	RCPT	SPCC	SUBJ	OPU	TRANS AMOUNT
091422	0006	12/02/2021	A	School fee payments - LHS	03	009	1720	9009	020000	500	47.50
091426	0002	12/06/2021	A	School Fee Payments - Berry	03	009	1720	9009	020000	700	4.00
091426	0022	12/06/2021	A	School fee payments - LHS	03	009	1720	9009	020000	500	45.00
091427	0018	12/06/2021	A	School fee payments - LHS	03	009	1720	9009	020000	500	45.00
091432	0016	12/07/2021	A	School Fee Payments - LJHS	03	009	1720	9009	020000	400	2.00
091437	0003	12/08/2021	A	School Fee Payments - Bowman	03	009	1720	9009	020000	600	4.00
091441	0003	12/09/2021	A	School Fee Payments - Donovan	03	009	1720	9009	020000	800	4.00
091441	0011	12/09/2021	A	School Fee Payments - LHS	03	009	1720	9009	020000	500	41.00
091444	0001	12/09/2021	A	School Fees - Berry	03	009	1720	9009	020000	700	4.00
091455	0009	12/10/2021	A	School Fee Payments - LJHS	03	009	1720	9009	020000	400	2.00
091457	0004	12/13/2021	A	School Fee Payments - Donovan	03	009	1720	9009	020000	800	8.00
091458	0002	12/13/2021	A	School Fee Payments - Berry	03	009	1720	9009	020000	700	4.00
091458	0006	12/13/2021	A	School fee payments - LHS	03	009	1720	9009	020000	500	30.63
091482	0001	12/16/2021	A	School Fee Payments - Bowman	03	009	1720	9009	020000	600	4.00
091483	0004	12/17/2021	A	School Fee Payments - Berry	03	009	1720	9009	020000	700	8.00
091483	0008	12/17/2021	A	School Fee Payments - LHS	03	009	1720	9009	020000	500	0.01
091493	0005	12/17/2021	A	School fee payments - LHS	03	009	1720	9009	020000	500	24.00
091497	0002	12/17/2021	A	School Fee Payments - Berry	03	009	1720	9009	020000	700	8.00
091497	0013	12/17/2021	A	School Fee Payments - LJHS	03	009	1720	9009	020000	400	6.00
091500	0008	12/20/2021	A	School Fee Payments - LHS	03	009	1720	9009	020000	500	45.00
091500	0017	12/20/2021	A	School Fee Payments - LJHS	03	009	1720	9009	020000	400	2.00
091504	0007	12/20/2021	A	School Fee Payments - LHS	03	009	1720	9009	020000	500	46.50
091504	0017	12/20/2021	A	School Fee Payments - LJHS	03	009	1720	9009	020000	400	2.00
091518	0004	12/29/2021	A	School Fee Payments - Bowman	03	009	1720	9009	020000	600	3.00
091528	0008	12/30/2021	A	School Fee Payments - LHS	03	009	1720	9009	020000	500	5.38
091530	0002	12/31/2021	A	School Fee Payments - LHS	03	009	1720	9009	020000	500	45.00
FUND CODE SUB-TOTAL:											452.02
091395	0004	12/01/2021	A	School Fee Payments - LJHS	03	009	1720	9010	110000	000	21.00
091420	0005	12/01/2021	A	School Fees - Math Program	03	009	1720	9010	110000	000	42.00
091408	0008	12/02/2021	A	School Fees	03	009	1720	9010	110000	000	21.00
091422	0005	12/02/2021	A	School Fees - Math Program	03	009	1720	9010	110000	000	21.00
091426	0005	12/06/2021	A	School Fees - Math Program	03	009	1720	9010	110000	000	5.25
091427	0003	12/06/2021	A	School Fees - Math Program	03	009	1720	9010	110000	000	8.00
091458	0005	12/13/2021	A	School Fees - Math Program	03	009	1720	9010	110000	000	21.00
091497	0004	12/17/2021	A	School Fee Payments-Math Prog	03	009	1720	9010	110000	000	21.00
091504	0023	12/20/2021	A	School Fees - Math Program	03	009	1720	9010	110000	000	21.00
FUND CODE SUB-TOTAL:											181.25
091538	0011	12/31/2021	A	Interest	03	010	1410	9900	000000	000	51.18

STATUS (STS) CODES:

A-RECEIPT B-REFUND OF RECEIPT V-VOID REFUND OF RECEIPT X-REDUCTION OF EXPENDITURE  
C-APPROPRIATION OR BUDGET MODIFICATIONS D-EXPENSE/SUPPLIES DISTRIBUTION F-FUND TO FUND TRANSFER

DATE: 01/07/2022  
TIME: 08:57

LEBANON CITY SCHOOL DISTRICT  
RECEIPTS, ALL FUNDS  
DATES 12/01/2021 THRU 12/31/2021  
SORTED BY TRANSACTION DATE

PAGE: 11  
(RECEIVED)

TRANS NO	ITEM NO	TRANS DATE	STS	DESCRIPTION OR SOURCE	TI	FUND	RCPT	SPCC	SUBJ	OPU	TRANS AMOUNT
FUND CODE SUB-TOTAL:											51.18
091538	0012	12/31/2021	A	Interest	03	010	1410	9901	000000	000	51.17
FUND CODE SUB-TOTAL:											51.17
091450	0001	12/10/2021	A	Bookstore Sales	03	018	1626	9002	000000	400	279.95
FUND CODE SUB-TOTAL:											279.95
091451	0001	12/10/2021	A	Jeans Day Donations	03	018	1820	9015	000000	400	98.00
FUND CODE SUB-TOTAL:											98.00
091403	0001	12/01/2021	A	Jeans Day Donations	03	018	1820	9019	000000	800	104.00
091404	0001	12/01/2021	A	Jeans Day Donations	03	018	1820	9019	000000	800	105.00
FUND CODE SUB-TOTAL:											209.00
091402	0001	12/01/2021	A	Jeans Day Donations	03	018	1820	9021	000000	600	209.00
091452	0001	12/10/2021	A	Donation to Book program - Bow	03	018	1820	9021	000000	600	2,625.00
FUND CODE SUB-TOTAL:											2,834.00
091407	0001	12/02/2021	A	Jeans Day Donations	03	018	1820	9023	000000	700	145.10
091468	0001	12/14/2021	A	Donation to Warrior Closet	03	018	1820	9023	000000	700	630.17
091495	0001	12/17/2021	A	Donation	03	018	1820	9023	000000	700	100.00
091503	0001	12/21/2021	A	Coke Give Donation	03	018	1820	9023	000000	700	11.45
FUND CODE SUB-TOTAL:											886.72
091509	0001	12/22/2021	A	Board of DD Grant	03	019	1890	9006	000000	000	24,192.00
FUND CODE SUB-TOTAL:											24,192.00

STATUS (STS) CODES:

A-RECEIPT B-REFUND OF RECEIPT V-VOID REFUND OF RECEIPT X-REDUCTION OF EXPENDITURE  
C-APPROPRIATION OR BUDGET MODIFICATIONS D-EXPENSE/SUPPLIES DISTRIBUTION F-FUND TO FUND TRANSFER

DATE: 01/07/2022  
TIME: 08:57

LEBANON CITY SCHOOL DISTRICT  
RECEIPTS, ALL FUNDS  
DATES 12/01/2021 THRU 12/31/2021  
SORTED BY TRANSACTION DATE

PAGE: 12  
(RECEIVED)

TRANS NO	ITEM NO	TRANS DATE	STS	DESCRIPTION OR SOURCE	TI	FUND	RCPT	SPCC	SUBJ	OPU	TRANS AMOUNT
091411	0001	12/03/2021	A	Gate Receipts - VBall Tourney	03	022	1615	9000	000000	000	4,200.00
				FUND CODE SUB-TOTAL:							4,200.00
091411	0003	12/03/2021	A	Gate Receipts-B Soccer Tourney	03	022	1615	9001	000000	000	300.00
				FUND CODE SUB-TOTAL:							300.00
091411	0002	12/03/2021	A	Gate Receipts-G Soccer Tourney	03	022	1615	9002	000000	000	775.00
				FUND CODE SUB-TOTAL:							775.00
091538	0006	12/31/2021	A	Interest	03	034	1410	0000	000000	000	36.01
				FUND CODE SUB-TOTAL:							36.01
091504	0015	12/20/2021	A	School Fee Payments - LHS	03	200	1636	9012	000000	500	35.00
				FUND CODE SUB-TOTAL:							35.00
091481	0001	12/16/2021	A	LHS Yearbook Ad Sales	03	200	1626	9029	000000	500	300.00
				FUND CODE SUB-TOTAL:							300.00
091448	0001	12/10/2021	A	Warzone Donations	03	200	1820	9055	000000	400	15.00
091533	0001	12/17/2021	A	Warzone Donations	03	200	1820	9055	000000	400	130.00
				FUND CODE SUB-TOTAL:							145.00
091461	0001	12/13/2021	A	Donut Sales	03	200	1626	9057	000000	500	315.00
				FUND CODE SUB-TOTAL:							315.00
091516	0003	12/28/2021	A	School fee payments - LHS	03	300	1635	9401	000000	500	690.00
				FUND CODE SUB-TOTAL:							690.00

STATUS (STS) CODES:

A-RECEIPT B-REFUND OF RECEIPT V-VOID REFUND OF RECEIPT X-REDUCTION OF EXPENDITURE  
C-APPROPRIATION OR BUDGET MODIFICATIONS D-EXPENSE/SUPPLIES DISTRIBUTION F-FUND TO FUND TRANSFER



DATE: 01/07/2022  
TIME: 08:57

LEBANON CITY SCHOOL DISTRICT  
RECEIPTS, ALL FUNDS  
DATES 12/01/2021 THRU 12/31/2021  
SORTED BY TRANSACTION DATE

PAGE: 13  
(RECELED)

TRANS NO	ITEM NO	TRANS DATE	STS	DESCRIPTION OR SOURCE	TI	FUND	RCPT	SPCC	SUBJ	OPU	TRANS AMOUNT
091504	0024	12/20/2021	A	School Fees - LJHS	03	300	1635	9402	000000	400	335.00
FUND CODE SUB-TOTAL:											335.00
091457	0002	12/13/2021	A	School Fee Payments - Berry	03	300	1635	9403	000000	700	200.00
091516	0004	12/28/2021	A	School fee payments - Berry	03	300	1635	9403	000000	700	200.00
FUND CODE SUB-TOTAL:											400.00
091418	0001	12/01/2021	A	Wrestling Entry Fees	03	300	1635	9500	000000	500	200.00-
091419	0001	12/01/2021	A	Gate Receipts - Girls BBall	03	300	1615	9500	000000	500	39.00
091421	0001	12/02/2021	A	Gate Receipts - Girls BBall	03	300	1615	9500	000000	500	291.00
091421	0002	12/02/2021	A	Gate Receipts - Boys BBall	03	300	1615	9500	000000	500	14.00
091421	0003	12/02/2021	A	All Sports Pass Sales	03	300	1615	9500	000000	500	85.00
091423	0001	12/03/2021	A	Gate Receipts - Boys BBall	03	300	1615	9500	000000	500	14.00
091425	0001	12/04/2021	A	Gate Receipts - Boys BBall	03	300	1615	9500	000000	500	1,262.00
091428	0001	12/06/2021	A	Gate Receipts - Boys BBall	03	300	1615	9500	000000	500	14.00
091429	0001	12/07/2021	A	Gate Receipts - Boys BBall	03	300	1615	9500	000000	500	51.00
091430	0001	12/07/2021	A	Gate Receipts - Boys BBall	03	300	1615	9500	000000	500	764.00
091438	0001	12/08/2021	A	Gate Receipts - Boys BBall	03	300	1615	9500	000000	500	1,275.00
091439	0001	12/08/2021	A	Sports Pass Sales	03	300	1615	9500	000000	500	21,200.00
091440	0001	12/09/2021	A	Gate Receipts - Boys BBall	03	300	1615	9500	000000	500	44.00
091442	0001	12/09/2021	A	Gate Receipts - Girls BBall	03	300	1615	9500	000000	500	251.00
091447	0001	12/10/2021	A	Gate Receipts - Wrestling	03	300	1615	9500	000000	500	955.00
091454	0001	12/10/2021	A	Gate Receipts - Boys BBall	03	300	1615	9500	000000	500	405.00
091454	0002	12/10/2021	A	Gate Receipts - Wrestling	03	300	1615	9500	000000	500	25.00
091454	0003	12/10/2021	A	All Sports Pass Sales	03	300	1615	9500	000000	500	170.00
091456	0001	12/13/2021	A	Gate Receipts - Boys BBall	03	300	1615	9500	000000	500	35.00
091456	0003	12/13/2021	A	Gate Receipts - Girls BBall	03	300	1615	9500	000000	500	61.00
091456	0005	12/13/2021	A	Gate Receipts - Wrestling	03	300	1615	9500	000000	500	15.00
091462	0001	12/14/2021	A	Gate Receipts - Wrestling	03	300	1615	9500	000000	500	65.00
091469	0001	12/14/2021	A	Gate Receipts - Girls BBall	03	300	1615	9500	000000	500	70.00
091480	0001	12/16/2021	A	Gate Receipts - G JV BBall	03	300	1615	9500	000000	500	70.00
091484	0001	12/17/2021	A	Gate Receipts - Boys BBall	03	300	1615	9500	000000	500	14.00
091489	0001	12/17/2021	A	Swim caps	03	300	1635	9500	000000	500	104.50
091498	0001	12/18/2021	A	Gate Receipts - Boys BBall	03	300	1615	9500	000000	500	1,244.00
091507	0002	12/21/2021	A	Gate Receipts - Boys BBall	03	300	1615	9500	000000	500	42.00
091508	0001	12/21/2021	A	Gate Receipts - Boys BBall	03	300	1615	9500	000000	500	511.00
091512	0001	12/23/2021	A	Gate Receipts - Girls BBall	03	300	1615	9500	000000	500	839.00
091514	0001	12/27/2021	A	Gate Receipts - Girls BBall	03	300	1615	9500	000000	500	138.00
091514	0002	12/27/2021	A	All Sports Pass Sales	03	300	1615	9500	000000	500	85.00
091527	0001	12/30/2021	A	Gate Receipts - Boys BBall	03	300	1615	9500	000000	500	7.00

STATUS (STS) CODES:

A-RECEIPT B-REFUND OF RECEIPT V-VOID REFUND OF RECEIPT X-REDUCTION OF EXPENDITURE  
C-APPROPRIATION OR BUDGET MODIFICATIONS D-EXPENSE/SUPPLIES DISTRIBUTION F-FUND TO FUND TRANSFER

DATE: 01/07/2022  
TIME: 08:57

LEBANON CITY SCHOOL DISTRICT  
RECEIPTS, ALL FUNDS  
DATES 12/01/2021 THRU 12/31/2021  
SORTED BY TRANSACTION DATE

PAGE: 14  
(RECEIVED)

TRANS NO	ITEM NO	TRANS DATE	STS	DESCRIPTION OR SOURCE	TI	FUND	RCPT	SPCC	SUBJ	OPU	TRANS AMOUNT
091529	0001	12/31/2021	A	Gate Receipts - Boys BBall	03	300	1615	9500	000000	500	1,417.00
FUND CODE SUB-TOTAL:											31,376.50
091471	0001	12/14/2021	A	Captain's Council Donations	03	300	1820	9505	000000	500	40.00
091490	0001	12/17/2021	A	Captain's Council Donations	03	300	1820	9505	000000	500	75.00
FUND CODE SUB-TOTAL:											115.00
091395	0008	12/01/2021	A	School Fee Payments - LJHS	03	300	1890	9514	000000	400	15.50
091396	0001	12/01/2021	A	Gate Receipts - Girls M BBall	03	300	1615	9514	000000	400	100.00
091397	0001	12/01/2021	A	Gate Receipts - Boys W BBall	03	300	1615	9514	000000	400	346.00
091398	0001	12/01/2021	A	Gate Receipts - Girls W BBall	03	300	1615	9514	000000	400	198.00
091418	0002	12/01/2021	A	Wrestling Entry Fees	03	300	1635	9514	000000	400	200.00
091421	0004	12/02/2021	A	Gate Receipts - M Girls BBall	03	300	1615	9514	000000	400	24.00
091421	0005	12/02/2021	A	Gate Receipts - W Girls BBall	03	300	1615	9514	000000	400	8.00
091421	0006	12/02/2021	A	Gate Receipts - W Boys BBall	03	300	1615	9514	000000	400	18.00
091413	0001	12/03/2021	A	Gate Receipts - Boys M BBall	03	300	1615	9514	000000	400	429.00
091414	0001	12/03/2021	A	Gate Receipts - Girls M BBall	03	300	1615	9514	000000	400	190.00
091423	0002	12/03/2021	A	Gate Receipts - M Girls BBall	03	300	1615	9514	000000	400	4.00
091423	0003	12/03/2021	A	Gate Receipts - W Girls BBall	03	300	1615	9514	000000	400	16.00
091423	0004	12/03/2021	A	Gate Receipts - W Boys BBall	03	300	1615	9514	000000	400	46.00
091423	0005	12/03/2021	A	Gate Receipts - M Boys BBall	03	300	1615	9514	000000	400	8.00
091427	0016	12/06/2021	A	Misc Athletic Fees - LJHS	03	300	1635	9514	000000	400	40.00
091428	0002	12/06/2021	A	Gate Receipts - M Girls BBall	03	300	1615	9514	000000	400	12.00
091428	0003	12/06/2021	A	Gate Receipts - M Boys BBall	03	300	1615	9514	000000	400	10.00
091429	0002	12/07/2021	A	Gate Receipts - M Boys BBall	03	300	1615	9514	000000	400	70.00
091430	0002	12/07/2021	A	Gate Receipts - W Girls BBall	03	300	1615	9514	000000	400	16.00
091431	0001	12/07/2021	A	Gate Receipts - W Girls BBall	03	300	1615	9514	000000	400	8.00
091436	0001	12/08/2021	A	Gate Receipts - W Girls BBall	03	300	1615	9514	000000	400	14.00
091440	0002	12/09/2021	A	Gate Receipts - W Girls BBall	03	300	1615	9514	000000	400	72.00
091456	0002	12/13/2021	A	Gate Receipts - Girls BBall	03	300	1615	9514	000000	400	56.00
091456	0004	12/13/2021	A	Gate Receipts - JH Wrestling	03	300	1615	9514	000000	400	8.00
091463	0001	12/14/2021	A	Gate Receipts - JH Wrestling	03	300	1615	9514	000000	400	60.00
091465	0001	12/14/2021	A	Gate Receipts - Wrestling	03	300	1615	9514	000000	400	25.00
091475	0001	12/14/2021	A	Gate Receipts - Wrestling Tour	03	300	1615	9514	000000	400	520.00
091476	0001	12/14/2021	A	Gate Receipts - Girls BBall	03	300	1615	9514	000000	400	314.00
091477	0001	12/14/2021	A	Gate Receipts - Girls BBall	03	300	1615	9514	000000	400	180.00
091480	0002	12/16/2021	A	Gate Receipts - B M BBall	03	300	1615	9514	000000	400	4.00
091484	0002	12/17/2021	A	Gate Receipts - B M BBall	03	300	1615	9514	000000	400	18.00
091486	0001	12/17/2021	A	Gate Receipts - B M BBall	03	300	1615	9514	000000	400	257.00
091487	0001	12/17/2021	A	Gate Receipts - B W BBall	03	300	1615	9514	000000	400	310.00

STATUS (STS) CODES:

A-RECEIPT B-REFUND OF RECEIPT V-VOID REFUND OF RECEIPT X-REDUCTION OF EXPENDITURE  
C-APPROPRIATION OR BUDGET MODIFICATIONS D-EXPENSE/SUPPLIES DISTRIBUTION F-FUND TO FUND TRANSFER

DATE: 01/07/2022  
TIME: 08:57

LEBANON CITY SCHOOL DISTRICT  
RECEIPTS, ALL FUNDS  
DATES 12/01/2021 THRU 12/31/2021  
SORTED BY TRANSACTION DATE

PAGE: 15  
(RECEIVED)

TRANS NO	ITEM NO	TRANS DATE	STS	DESCRIPTION OR SOURCE	TI	FUND	RCPT	SPCC	SUBJ	OPU	TRANS AMOUNT
091488	0001	12/17/2021	A	Gate Receipts - B W Bball	03	300	1615	9514	000000	400	372.00
091501	0001	12/20/2021	A	Gate Receipts - B W Bball	03	300	1615	9514	000000	400	6.00
091504	0025	12/20/2021	A	Misc Athletic Fees - LJHS	03	300	1890	9514	000000	400	100.00
091507	0001	12/21/2021	A	Gate Receipts - B W Bball	03	300	1615	9514	000000	400	36.00
FUND CODE SUB-TOTAL:											4,110.50
091412	0001	12/03/2021	A	Concession Stand Sales	03	300	1625	9515	000000	400	557.09
091474	0001	12/14/2021	A	Concession Stand Sales	03	300	1625	9515	000000	400	385.30
091494	0001	12/17/2021	A	Concession Stand Sales	03	300	1625	9515	000000	400	370.70
FUND CODE SUB-TOTAL:											1,313.09
091538	0007	12/31/2021	A	Interest	03	401	1410	9022	000000	000	2.06
FUND CODE SUB-TOTAL:											2.06
091538	0008	12/31/2021	A	Interest	03	401	1410	9122	000000	000	0.24
FUND CODE SUB-TOTAL:											0.24
091538	0009	12/31/2021	A	Interest	03	401	1410	9222	000000	000	2.55
FUND CODE SUB-TOTAL:											2.55
091517	0001	12/28/2021	A	PCR FY22 - Parent Mentor	03	499	3220	9022	000000	000	8,930.49
FUND CODE SUB-TOTAL:											8,930.49
091523	0001	12/29/2021	A	Final PCR FY 22 ESSER I	03	507	4220	9021	000000	000	821.91
FUND CODE SUB-TOTAL:											821.91
091525	0001	12/30/2021	A	PCR FY 22 ESSER II	03	507	4220	9022	000000	000	66,717.67
FUND CODE SUB-TOTAL:											66,717.67

STATUS (STS) CODES:

A-RECEIPT B-REFUND OF RECEIPT V-VOID REFUND OF RECEIPT X-REDUCTION OF EXPENDITURE  
C-APPROPRIATION OR BUDGET MODIFICATIONS D-EXPENSE/SUPPLIES DISTRIBUTION F-FUND TO FUND TRANSFER

DATE: 01/07/2022  
TIME: 08:57

LEBANON CITY SCHOOL DISTRICT  
RECEIPTS, ALL FUNDS  
DATES 12/01/2021 THRU 12/31/2021  
SORTED BY TRANSACTION DATE

PAGE: 16  
(RECELED)

TRANS NO	ITEM NO	TRANS DATE	STS	DESCRIPTION OR SOURCE	TI	FUND	RCPT	SPCC	SUBJ	OPU	TRANS AMOUNT
091526	0001	12/30/2021	A	PCR FY 22 ARP ESSER	03	507	4220	9122	000000	000	176,429.75
											FUND CODE SUB-TOTAL: 176,429.75
091524	0001	12/30/2021	A	PCR FY 22 IDEA, Part B	03	516	4220	9022	000000	000	412,222.79
											FUND CODE SUB-TOTAL: 412,222.79
091522	0001	12/29/2021	A	PCR FY 22 Title III	03	551	4220	9022	000000	000	7,250.67
											FUND CODE SUB-TOTAL: 7,250.67
091519	0001	12/29/2021	A	PCR FY 22 Title I	03	572	4220	9022	000000	000	165,018.22
											FUND CODE SUB-TOTAL: 165,018.22
091521	0001	12/29/2021	A	PCR FY 22 Early Childhood Educ	03	587	4220	9022	000000	000	25,380.42
											FUND CODE SUB-TOTAL: 25,380.42
091520	0001	12/29/2021	A	PCR FY 22 Title IIA	03	590	4220	9022	000000	000	40,591.90
											FUND CODE SUB-TOTAL: 40,591.90
											GRAND TOTAL: 2,635,345.74

STATUS (STS) CODES:

A-RECEIPT B-REFUND OF RECEIPT V-VOID REFUND OF RECEIPT X-REDUCTION OF EXPENDITURE  
C-APPROPRIATION OR BUDGET MODIFICATIONS D-EXPENSE/SUPPLIES DISTRIBUTION F-FUND TO FUND TRANSFER

# Reduction of Expenditures (all funds)

DATE: 01/07/2022  
TIME: 08:57

## LEBANON CITY SCHOOL DISTRICT REDUCTION OF EXPENDITURES, ALL FUNDS DATES 12/01/2021 THRU 12/31/2021 SORTED BY TRANSACTION DATE

PAGE: 1  
(RECLD)

TRANS NO	ITEM NO	TRANS DATE	STS	DESCRIPTION OR SOURCE	TI	FUND	FUNC	OBJ	SPOC	SUBJ	OPU	IL	JOB	TRANS AMOUNT
091399	0001	12/01/2021	X	Medicaid Cost Reimbursement	05	001	2150	414	0018	000000	000	00	000	11,500.49
091399	0002	12/01/2021	X	Medicaid Cost Reimbursement	05	001	2182	414	0018	000000	000	00	000	5,223.97
091399	0003	12/01/2021	X	Medicaid Cost Reimbursement	05	001	2134	413	0018	000000	000	00	000	371.67
091399	0004	12/01/2021	X	Medicaid Cost Reimbursement	05	001	2143	414	0018	000000	000	00	000	1,948.05
091400	0001	12/01/2021	X	Replacement ID Badge	05	001	1100	519	0027	000000	001	00	000	7.00
091405	0001	12/01/2021	X	Lost library book fees - Bow	05	001	2222	531	0026	000000	600	00	000	47.00
091416	0001	12/03/2021	X	LHS Transcript Fees	05	001	2421	512	0005	000000	500	00	000	58.00
091417	0002	12/03/2021	X	Correct RC coding	05	001	1100	644	0027	000000	001	00	000	35.95-
091417	0003	12/03/2021	X	Correct RC coding	05	001	1100	519	0027	000000	001	00	000	35.95-
091417	0004	12/03/2021	X	Correct RC coding	05	001	1100	523	0077	000000	000	00	000	8.00-
091426	0023	12/06/2021	X	Broken Tech Equipment	05	001	1100	644	0027	000000	001	00	000	57.95
091427	0019	12/06/2021	X	Broken Tech Equipment	05	001	1100	644	0027	000000	001	00	000	35.95
091427	0020	12/06/2021	X	Tech Replacement Parts	05	001	1100	519	0027	000000	001	00	000	35.95
091427	0021	12/06/2021	X	Textbook Rebinds	05	001	1100	523	0077	000000	000	00	000	8.00
091431	0002	12/07/2021	X	Choral Cabaret Tickets	05	001	7700	899	0098	000000	000	00	000	54.00
091432	0012	12/07/2021	X	Broken Tech Equipment	05	001	1100	644	0027	000000	001	00	000	57.95
091436	0002	12/08/2021	X	Choral Cabaret Tickets	05	001	7700	899	0098	000000	000	00	000	36.00
091444	0004	12/09/2021	X	Lost library book fees - Don	05	001	2222	531	0026	000000	800	00	000	11.00
091458	0012	12/13/2021	X	Broken Tech Equipment	05	001	1100	644	0027	000000	001	00	000	57.95
091459	0001	12/13/2021	X	Student Teaching Stipends	05	001	1130	111	0000	130000	500	00	000	300.00
091459	0002	12/13/2021	X	Student Teaching Stipends	05	001	1130	111	0000	130000	500	00	000	300.00
091459	0003	12/13/2021	X	Student Teaching Stipends	05	001	1110	511	0006	000000	600	00	001	600.00
091462	0002	12/14/2021	X	Choral Cabaret Tickets	05	001	7700	899	0098	000000	000	00	000	60.00
091464	0003	12/14/2021	X	Broken Tech Equipment	05	001	1100	644	0027	000000	001	00	000	57.95
091465	0002	12/14/2021	X	Choral Cabaret Tickets	05	001	7700	899	0098	000000	000	00	000	90.00
091466	0001	12/14/2021	X	Motor Fuel Tax Refund	05	001	2840	582	0020	000000	900	00	000	68.48
091467	0001	12/14/2021	X	Reimb for wellness items	05	001	2415	419	0099	000000	000	00	000	5,500.33
091473	0001	12/14/2021	X	Lost library book fees - Don	05	001	2222	531	0026	000000	800	00	000	8.00
091479	0004	12/15/2021	X	Broken Tech Equipment	05	001	1100	644	0027	000000	001	00	000	15.00
091479	0005	12/15/2021	X	Lost library book fees - Bow	05	001	2222	531	0026	000000	600	00	000	15.00
091484	0003	12/17/2021	X	Choral Cabaret Tickets	05	001	7700	899	0098	000000	000	00	000	24.00
091496	0001	12/17/2021	X	Employees Share Insur-Whick	05	001	2822	251	0000	000000	900	00	000	6.93
091496	0003	12/17/2021	X	Employees Share Insur-Schweit	05	001	1110	241	0000	000000	600	00	000	1,626.51
091500	0004	12/20/2021	X	Broken Tech Equipment	05	001	1100	644	0027	000000	001	00	000	56.00
091504	0003	12/20/2021	X	Lost textbook fees - LHS	05	001	2222	531	0026	000000	500	00	000	33.00
091508	0002	12/21/2021	X	Choral Cabaret Tickets	05	001	7700	899	0098	000000	000	00	000	10.00
091511	0002	12/22/2021	X	Broken Tech Equipment	05	001	1100	644	0027	000000	001	00	000	29.00
091527	0002	12/30/2021	X	Choral Cabaret Tickets	05	001	7700	899	0098	000000	000	00	000	126.00
091531	0001	12/31/2021	X	Reimbursement for postage	05	001	2510	443	0011	000000	000	00	000	225.08
091536	0001	12/31/2021	X	Repay November Advances	05	001	7410	921	0098	000000	000	00	000	195,395.88
091536	0002	12/31/2021	X	Repay November Advances	05	001	7410	921	0098	000000	000	00	000	6,149.25
091536	0003	12/31/2021	X	Repay November Advances	05	001	7410	921	0098	000000	000	00	000	119,829.33
091536	0004	12/31/2021	X	Repay November Advances	05	001	7410	921	0098	000000	000	00	000	3,840.04
091536	0005	12/31/2021	X	Repay November Advances	05	001	7410	921	0098	000000	000	00	000	4,924.08

### STATUS (STS) CODES:

A-RECEIPT B-REFUND OF RECEIPT V-VOID REFUND OF RECEIPT X-REDUCTION OF EXPENDITURE  
C-APPROPRIATION OR BUDGET MODIFICATIONS D-EXPENSE/SUPPLIES DISTRIBUTION F-FUND TO FUND TRANSFER

DATE: 01/07/2022  
TIME: 08:57

LEBANON CITY SCHOOL DISTRICT  
REDUCTION OF EXPENDITURES, ALL FUNDS  
DATES 12/01/2021 THRU 12/31/2021  
SORTED BY TRANSACTION DATE

PAGE: 2  
(RECLD)

TRANS NO	ITEM NO	TRANS DATE	STS	DESCRIPTION OR SOURCE	TI	FUND	FUNC	OBJ	SPCC	SUBJ	OPU	IL	JOB	TRANS AMOUNT
091536	0006	12/31/2021	X	Repay November Advances	05	001	7410	921	0098	000000	000	00	000	3,232.87
091536	0007	12/31/2021	X	Repay November Advances	05	001	7410	921	0098	000000	000	00	000	15,779.18
091536	0008	12/31/2021	X	Repay November Advances	05	001	7410	921	0098	000000	000	00	000	1,996.96
091536	0009	12/31/2021	X	Repay November Advances	05	001	7410	921	0098	000000	000	00	000	625.00
091536	0010	12/31/2021	X	Repay November Advances	05	001	7410	921	0098	000000	000	00	000	395.00
091536	0011	12/31/2021	X	Repay November Advances	05	001	7410	921	0098	000000	000	00	000	3,191.96
091536	0012	12/31/2021	X	Repay November Advances	05	001	7410	921	0098	000000	000	00	000	3,583.35
091536	0013	12/31/2021	X	Repay November Advances	05	001	7410	921	0098	000000	000	00	000	123.46
091536	0014	12/31/2021	X	Repay November Advances	05	001	7410	921	0098	000000	000	00	000	601.26
091536	0015	12/31/2021	X	Repay November Advances	05	001	7410	921	0098	000000	000	00	000	27.19
091536	0016	12/31/2021	X	Repay November Advances	05	001	7410	921	0098	000000	000	00	000	1,933.10
091536	0017	12/31/2021	X	Repay November Advances	05	001	7410	921	0098	000000	000	00	000	2,689.48
091536	0018	12/31/2021	X	Repay November Advances	05	001	7410	921	0098	000000	000	00	000	592.48
091536	0019	12/31/2021	X	Repay November Advances	05	001	7410	921	0098	000000	000	00	000	4,265.56
091536	0020	12/31/2021	X	Repay November Advances	05	001	7410	921	0098	000000	000	00	000	871.37
091536	0021	12/31/2021	X	Repay November Advances	05	001	7410	921	0098	000000	000	00	000	46,203.70
091536	0022	12/31/2021	X	Repay November Advances	05	001	7410	921	0098	000000	000	00	000	4,272.82
091536	0023	12/31/2021	X	Repay November Advances	05	001	7410	921	0098	000000	000	00	000	0.32
091536	0024	12/31/2021	X	Repay November Advances	05	001	7410	921	0098	000000	000	00	000	3,895.00
091536	0025	12/31/2021	X	Repay November Advances	05	001	7410	921	0098	000000	000	00	000	9,914.87
091536	0026	12/31/2021	X	Repay November Advances	05	001	7410	921	0098	000000	000	00	000	50,136.57
091536	0027	12/31/2021	X	Repay November Advances	05	001	7410	921	0098	000000	000	00	000	147,237.50
091536	0028	12/31/2021	X	Repay November Advances	05	001	7410	921	0098	000000	000	00	000	342,818.43
091536	0029	12/31/2021	X	Repay November Advances	05	001	7410	921	0098	000000	000	00	000	11,549.23
091536	0030	12/31/2021	X	Repay November Advances	05	001	7410	921	0098	000000	000	00	000	171,018.92
091536	0031	12/31/2021	X	Repay November Advances	05	001	7410	921	0098	000000	000	00	000	23,877.00
091536	0032	12/31/2021	X	Repay November Advances	05	001	7410	921	0098	000000	000	00	000	27,676.81
FUND CODE SUB-TOTAL:														1,237,230.28
091496	0002	12/17/2021	X	Employees Share Insur-Quacken	05	006	3120	253	0000	000000	606	00	000	113.70
FUND CODE SUB-TOTAL:														113.70
GRAND TOTAL:														1,237,343.98

STATUS (STS) CODES:

A-RECEIPT B-REFUND OF RECEIPT V-VOID REFUND OF RECEIPT X-REDUCTION OF EXPENDITURE  
C-APPROPRIATION OR BUDGET MODIFICATIONS D-EXPENSE/SUPPLIES DISTRIBUTION F-FUND TO FUND TRANSFER

# Check Register (all funds)

Date: 01/07/2022  
Time: 8:59 am

LEBANON CITY SCHOOL DISTRICT  
SORT BY CHECK NUMBER  
CHECK DATES BETWEEN 12/01/2021 AND 12/31/2021  
ALL CHECKS SELECTED

Page: 1  
(CHKPKY)

CHECK	TYPE	DATE	VENDOR	VENDOR	STATUS/DATE	BANK CODE	CHECK AMOUNT
178325	C	12/03/2021	LEBANON CITY SCHOOLS	901040		L	1,544,002.94
178387	W	11/30/2021	OHIO GFOA	150191	VOID: 12/21/2021	L	65.00
178524	W	12/10/2021	AMAZON CAPITAL SERVICES	808695	RECONCILED:12/31/2021	L	1,739.59
178525	C	12/20/2021	LEBANON CITY SCHOOLS	901040		L	1,549,572.33
178526	W	12/16/2021	COCA COLA BOTTLING CO.	807475	RECONCILED:12/31/2021	L	280.70
178527	W	12/16/2021	PURE WATER PARTNERS	809135	RECONCILED:12/31/2021	L	4,117.00
178528	W	12/16/2021	A BOOK COMPANY, LLC dba eCampus.com	807922	RECONCILED:12/31/2021	L	345.98
178529	W	12/16/2021	ACAPULCO MEXICAN RESTAURANT	803100	RECONCILED:12/31/2021	L	136.00
178530	W	12/16/2021	ACE RADIATOR INC.	808557		L	869.67
178531	W	12/16/2021	AMAZON CAPITAL SERVICES	808695	RECONCILED:12/31/2021	L	2,989.18
178532	W	12/16/2021	ARAMARK UNIFORM SERVICES	010925	RECONCILED:12/31/2021	L	113.48
178533	W	12/16/2021	ARETZ FLORIST	010963		L	18.00
178534	W	12/16/2021	ASSETGENIE, INC dba AGParts	808482	RECONCILED:12/31/2021	L	1,287.00
178535	W	12/16/2021	AWARDS OF EXCELLENCE	804212	RECONCILED:12/31/2021	L	147.50
178536	W	12/16/2021	BEST DRIVE LLC	807700	RECONCILED:12/31/2021	L	99.00
178537	W	12/16/2021	BLICK ART MATERIALS	020520	RECONCILED:12/31/2021	L	82.38
178538	W	12/16/2021	BRANT'S LLC	808907	RECONCILED:12/31/2021	L	24.64
178539	W	12/16/2021	BUTLER CO. ESC	804648	RECONCILED:12/31/2021	L	768.00
178540	W	12/16/2021	CALVERT, HEIDI	801868		L	18.82
178541	W	12/16/2021	CBTS CINCINNATI BELL	020563	RECONCILED:12/31/2021	L	679.59
178542	W	12/16/2021	CENTERVILLE HIGH SCHOOL ATTN: ATHLETICS	030303		L	132.00
178543	W	12/16/2021	CENTERVILLE LANDSCAPING INC.	808818	RECONCILED:12/31/2021	L	27,600.00
178544	W	12/16/2021	CHILDREN'S HOSPITAL MEDICAL CENTER	805742	RECONCILED:12/31/2021	L	31,767.42
178545	W	12/16/2021	CINCINNATI CENTER FOR AUTISM	808734		L	6,300.00
178546	W	12/16/2021	COCA COLA BOTTLING CO.	807475	RECONCILED:12/31/2021	L	146.90
178547	W	12/16/2021	COLONIAL OIL INDUSTRIES, INC.	809583	RECONCILED:12/31/2021	L	22,974.92
178548	W	12/16/2021	CONSTELLATION NEWENERGY GAS DIVISION, LLC	806528	RECONCILED:12/31/2021	L	3,708.35
178549	W	12/16/2021	CORNELL, SHELLIE	807142		L	34.95
178550	W	12/16/2021	CULLIGAN CULLIGAN OF FAIRFIELD	031760	RECONCILED:12/31/2021	L	344.50
178551	W	12/16/2021	CUSTOM INK ATTN: ACCOUNTS RECEIVABLE	806500	RECONCILED:12/31/2021	L	883.61
178552	W	12/16/2021	DALTON, BRIAN	040055	RECONCILED:12/31/2021	L	16.80
178553	W	12/16/2021	DELL MARKETING L.P. C/O DELL USA L.P.	040323	RECONCILED:12/31/2021	L	617.28
178554	W	12/16/2021	DILLON, MICHELLE	806908	RECONCILED:12/31/2021	L	42.99
178555	W	12/16/2021	DONUT SHOP ATTN: PAM ULLUM	040670	RECONCILED:12/31/2021	L	60.00
178556	W	12/16/2021	DORN'S BUSINESS SOLUTIONS	040690	RECONCILED:12/31/2021	L	581.15
178557	W	12/16/2021	EAST MAIN PRODUCTIONS	808122		L	2,014.00
178558	W	12/16/2021	EDUCATIONAL SERVICE CENTER OF NORTHEAST OHIO	809218	RECONCILED:12/31/2021	L	270.00
178559	W	12/16/2021	EVANS, RACHEL	801973	RECONCILED:12/31/2021	L	89.60
178560	W	12/16/2021	FORECAST5 ANALYTICS INC. ATTN: ACCOUNTS RECEIVABLE	808698	RECONCILED:12/31/2021	L	2,475.37
178561	W	12/16/2021	FRANZ, CLIFTON	802828	RECONCILED:12/31/2021	L	31.48

Date: 01/07/2022  
Time: 8:59 am

LEBANON CITY SCHOOL DISTRICT  
SORT BY CHECK NUMBER  
CHECK DATES BETWEEN 12/01/2021 AND 12/31/2021  
ALL CHECKS SELECTED

Page: 2  
(CHECKPY)

CHECK	TYPE	DATE	VENDOR	VENDOR	STATUS/DATE	BANK CODE	CHECK AMOUNT
178562	W	12/16/2021	FRIENDS OF ACADEMICS LEBANON HIGH SCHOOL	060640		L	743.10
178563	W	12/16/2021	GOLDEN RULE PIZZA, LLC DBA PAPA JOHN'S PIZZA	801793	RECONCILED:12/31/2021	L	29.99
178564	W	12/16/2021	GORDON FOOD SERVICE	070449	RECONCILED:12/31/2021	L	35,275.78
178565	W	12/16/2021	GRALER, MARK	070530		L	54.04
178566	W	12/16/2021	GURR, JOANNE	803080		L	90.00
178567	W	12/16/2021	HALE, CLAIRE	806984	RECONCILED:12/31/2021	L	73.48
178568	W	12/16/2021	HAMILTON COUNTY ESC TREASURER'S OFFICE	080138	RECONCILED:12/31/2021	L	5,713.00
178569	W	12/16/2021	HAYNES, PATTY	806238	RECONCILED:12/31/2021	L	19.16
178570	W	12/16/2021	HEINEMANN	803761	RECONCILED:12/31/2021	L	1,000.00
178571	W	12/16/2021	HERSHEY CREAMERY COMPANY ATTN: ACCOUNTS RECEIVABLES	804945	RECONCILED:12/31/2021	L	421.92
178572	W	12/16/2021	HINKLE, RODNEY	808827	RECONCILED:12/31/2021	L	8.52
178573	W	12/16/2021	IBS OF OHIO RIVER VALLEY	804243	RECONCILED:12/31/2021	L	221.74
178574	W	12/16/2021	J.W. PEPPER & SON, INC.	802092	RECONCILED:12/31/2021	L	1,283.74
178575	W	12/16/2021	JOY OUTDOOR EDUCATION CENTER, LLC	808093	RECONCILED:12/31/2021	L	1,000.00
178576	W	12/16/2021	KOI AUTO PARTS c/o FISHER AUTO PARTS	120430	RECONCILED:12/31/2021	L	319.63
178577	W	12/16/2021	KONE INC. KONE BROOKLYN	160960	RECONCILED:12/31/2021	L	2,295.99
178578	W	12/16/2021	LEBANON FORD	030530	RECONCILED:12/31/2021	L	195.00
178579	W	12/16/2021	LOWE'S ACCOUNT#98007153129	121095	RECONCILED:12/31/2021	L	4,571.62
178580	W	12/16/2021	MCGRAW-HILL SCHOOL EDUCATION HOLDINGS, LLC	806332	RECONCILED:12/31/2021	L	1,509.33
178581	W	12/16/2021	MINUTEMAN PRESS	131320	RECONCILED:12/31/2021	L	1,121.01
178582	W	12/16/2021	MOBILCOMM CUST#2179	131456	RECONCILED:12/31/2021	L	300.00
178583	W	12/16/2021	MULLINS, LORI	809634		L	60.00
178584	W	12/16/2021	O.A.S.B.O. OH ASSN OF SCHOOL BUSINESS OFF	150112		L	220.00
178585	W	12/16/2021	OHIO CAT OHIO MACHINERY CO.	808222	RECONCILED:12/31/2021	L	740.80
178586	W	12/16/2021	OTC BRANDS, INC. ORIENTAL TRADING CO.	150457	RECONCILED:12/31/2021	L	99.85
178587	W	12/16/2021	PANTLING, KBITH	809109		L	773.22
178588	W	12/16/2021	PATRIOT TEAM DISTRIBUTING INC	804196	RECONCILED:12/31/2021	L	322.84
178589	W	12/16/2021	PREMIER OCCUPATIONAL HEALTH	808251	RECONCILED:12/31/2021	L	1,126.00
178590	W	12/16/2021	PURE WATER PARTNERS	809135	RECONCILED:12/31/2021	L	4,117.00
178591	W	12/16/2021	REITER DAIRY DFA DAIRY BRANDS	809091	RECONCILED:12/31/2021	L	11,978.27
178592	W	12/16/2021	S&S SCHOOL BUS SEATS AND PARTS	809582	RECONCILED:12/31/2021	L	44.75
178593	W	12/16/2021	SAFETY-KLEEN SYSTEMS, INC.	804198	RECONCILED:12/31/2021	L	365.13
178594	W	12/16/2021	SC STRATEGIC SOLUTIONS, LLC	809656	RECONCILED:12/31/2021	L	11,520.50
178595	W	12/16/2021	SCHOLASTIC INC. SCHOLASTIC BOOK CLUBS	190290	RECONCILED:12/31/2021	L	333.00
178596	W	12/16/2021	SCHOLASTIC MAGAZINES	190326	RECONCILED:12/31/2021	L	65.45
178597	W	12/16/2021	SCHOOL SAFETY SOLUTION CAROLINA COVERTECH INC.	809217	RECONCILED:12/31/2021	L	539.60



Date: 01/07/2022  
Time: 8:59 am

LEBANON CITY SCHOOL DISTRICT  
SORT BY CHECK NUMBER  
CHECK DATES BETWEEN 12/01/2021 AND 12/31/2021  
ALL CHECKS SELECTED

Page: 3  
(CHECKPY)

CHECK	TYPE	DATE	VENDOR	VENDOR	STATUS/DATE	BANK CODE	CHECK AMOUNT
178598	W	12/16/2021	SLAM SERVICES: SPORTS LINING & ATHLETIC MAINTENANCE SERVICES	809119	RECONCILED:12/31/2021	L	1,420.65
178599	W	12/16/2021	SOUTHERN OHIO PIZZA INC dba DOMINO'S PIZZA	808724		L	1,575.94
178600	W	12/16/2021	STERLING PAPER COMPANY STERLING DISTRIBUTION	191837	RECONCILED:12/31/2021	L	85.24
178601	W	12/16/2021	STOTTS, BRITTANY	809542	RECONCILED:12/31/2021	L	43.98
178602	W	12/16/2021	TECH 24 - COMMERCIAL FOODSERVICE REPAIR, INC	808545		L	2,371.01
178603	W	12/16/2021	THE SHERWIN-WILLIAMS CO.	190900	RECONCILED:12/31/2021	L	171.56
178604	W	12/16/2021	TURPIN, LIBBY	611221	RECONCILED:12/31/2021	L	170.80
178605	W	12/16/2021	VERNIER SOFTWARE	220129	RECONCILED:12/31/2021	L	149.00
178606	W	12/16/2021	VERTICAL SYSTEMS ELEVATOR	220162		L	205.99
178607	W	12/16/2021	WALT LUTI TIRE, INC.	230070	RECONCILED:12/31/2021	L	28.10
178608	W	12/16/2021	WARREN COUNTY ESC	230196	RECONCILED:12/31/2021	L	463.00
178609	W	12/16/2021	WORLD FUEL SERVICES, INC. dba LYKINS OIL	809664	RECONCILED:12/31/2021	L	519.40
178610	W	12/16/2021	ZOLNIER, MELANIE	807920	RECONCILED:12/31/2021	L	82.50
178611	D	12/21/2021	LEBANON CITY SCHOOLS	901040		L	2,102.68
178612	D	12/21/2021	LEBANON CITY SCHOOLS	901040		L	821.91
178613	D	12/21/2021	LEBANON CITY SCHOOLS	901040		L	821.91
178614	W	12/29/2021	AFFORDABLE LANGUAGE SERVICES	809194		L	1,164.46
178615	W	12/29/2021	ALC SCHOOLS LLC	809200		L	9,565.00
178616	W	12/29/2021	AMAZON CAPITAL SERVICES	808695		L	928.26
178617	W	12/29/2021	APG OFFICE FURNISHINGS INC.	809219		L	3,630.91
178618	W	12/29/2021	ARROWHEAD ENGINEERED PRODUCTS	809622		L	251.00
178619	W	12/29/2021	ASSETGENIE, INC dba AGParts	808482		L	1,089.00
178620	W	12/29/2021	AWARDS OF EXCELLENCE	804212		L	39.00
178621	W	12/29/2021	BASA BUCKEYE ASSN OF SCHOOL ADMIN	020210		L	150.00
178622	W	12/29/2021	BORGMAN ATHLETICS GROUP, LLC	807367		L	5,700.00
178623	W	12/29/2021	BROOKS, MARGARET JO	020992		L	70.68
178624	W	12/29/2021	BUCKEYE POWER SALES CO., INC.	020934		L	103.66
178625	W	12/29/2021	BUTLER CO. ESC	804648		L	10,887.00
178626	W	12/29/2021	BUTLER, SCOTT	021137		L	212.47
178627	W	12/29/2021	CALLAHAN, RANDY	030048		L	8.96
178628	W	12/29/2021	CALVERT, DOUG	803097		L	250.00
178629	W	12/29/2021	CALVERT, HEIDI	801868		L	55.22
178630	W	12/29/2021	CAROLINA BIOLOGICAL SUPPLY CO.	030187		L	658.80
178631	W	12/29/2021	CBTS CINCINNATI BELL	020563	RECONCILED:12/31/2021	L	34.02
178632	W	12/29/2021	CHAMBERLIN, PAULA	030470		L	7.00
178633	W	12/29/2021	CINCINNATI BELL ACCT# 513-933-2103 094	802718	RECONCILED:12/31/2021	L	998.14
178634	W	12/29/2021	CINCINNATI BELL ACCT. # 513-228-1123 622	802604	RECONCILED:12/31/2021	L	453.66
178635	W	12/29/2021	CINCINNATI BELL ACCT. # 513-934-5100 422	020566	RECONCILED:12/31/2021	L	457.62
178636	W	12/29/2021	CLARY SIGNS	030926		L	676.34
178637	W	12/29/2021	COOK, ANNA	809660		L	1.35
178638	W	12/29/2021	DIESEL INJECTION SERVICE CO.	805582		L	5,372.14

Date: 01/07/2022  
Time: 8:59 am

LEBANON CITY SCHOOL DISTRICT  
SORT BY CHECK NUMBER  
CHECK DATES BETWEEN 12/01/2021 AND 12/31/2021  
ALL CHECKS SELECTED

Page: 4  
(CHECKPY)

CHECK	TYPE	DATE	VENDOR	VENDOR	STATUS/DATE	BANK CODE	CHECK AMOUNT
178639	W	12/29/2021	DONUT SHOP	040670		L	204.00
			ATTN: PAM ULLUM				
178640	W	12/29/2021	DORN'S BUSINESS SOLUTIONS	040690		L	3,934.43
178641	W	12/29/2021	EAST MAIN PRODUCTIONS	808122		L	240.00
178642	W	12/29/2021	EDGE DOCUMENT SOLUTIONS, LLC	807128		L	395.00
178643	W	12/29/2021	ELLEMAN, FAITH	611217		L	94.53
178644	W	12/29/2021	ENNIS BRITTON CO., LPA	050660		L	6,607.40
178645	W	12/29/2021	ENSMAN, JENNIFER	806717		L	28.44
178646	W	12/29/2021	FLINN SCIENTIFIC, INC.	060300		L	352.68
178647	W	12/29/2021	FLINT, AMY	808116		L	20.16
178648	W	12/29/2021	POLEY, KRISTA	804186	RECONCILED:12/31/2021	L	41.44
178649	W	12/29/2021	FRANK, ANNA	806490		L	23.97
178650	W	12/29/2021	FRANZ, CLIFTON	802828		L	17.81
178651	W	12/29/2021	GAIL MCINNIS PRODUCTIONS, LLC	804884		L	4,188.12
178652	W	12/29/2021	GIBSON, CHERIE	806928	RECONCILED:12/31/2021	L	94.54
178653	W	12/29/2021	GRANT US HOPE	808550		L	500.00
178654	W	12/29/2021	HAHN, RACHEL	080000		L	16.13
178655	W	12/29/2021	HAMILTON COUNTY ESC	080138		L	10,696.51
			TREASURER'S OFFICE				
178656	W	12/29/2021	HESTER, SARAH	807427		L	15.68
178657	W	12/29/2021	HOBY REGISTRATION	801848		L	675.00
178658	W	12/29/2021	HODGES, KRISTEN	806523		L	50.97
178659	W	12/29/2021	HOME DEPOT CREDIT SERVICES	080907		L	88.13
			DEPT 32-2503690962				
178660	W	12/29/2021	HOUGHTON MIFFLIN HARCOURT	804155		L	2,265.25
			PUBLISHING CO.				
178661	W	12/29/2021	I SUPPLY COMPANY	805429		L	3,983.00
178662	W	12/29/2021	IANNELLI DAVID	088000		L	32.93
178663	W	12/29/2021	J.W. PEPPER & SON, INC.	802092		L	387.22
178664	W	12/29/2021	JOHNSON CONTROLS FIRE	191041		L	2,391.74
			PROTECTION LP / SIMPLEXGRINNEL				
178665	W	12/29/2021	JS LANGUAGES, LLC	803721		L	672.25
178666	W	12/29/2021	KILLIN, SUZANNAH	809578		L	2.24
178667	W	12/29/2021	KLETZLY, BETH	110410		L	161.36
178668	W	12/29/2021	KLOSTERMAN BAKING COMPANY	803558		L	1,952.14
178669	W	12/29/2021	KOENIG EQUIPMENT	808194		L	88.99
178670	W	12/29/2021	LEBANON HIGH SCHOOL	120630		L	900.00
			ATHLETIC BOOSTERS				
178671	W	12/29/2021	LESTER, JENI	120690		L	94.53
178672	W	12/29/2021	LIQUID LAWN SERVICES	808887		L	100.00
			WILLIAM BREEDEN JR.				
178673	W	12/29/2021	MAXIM HEALTHCARE	805953		L	1,980.00
			STAFFING SERVICES INC.				
178674	W	12/29/2021	Meyers, Richard and Megan	809669		L	14.00
178675	W	12/29/2021	MOCKABEE, SARAH	809839		L	79.97
178676	W	12/29/2021	MODERN LEASING	806608		L	11,799.55
178677	W	12/29/2021	NATHEN, DANIELLE	809586		L	22.66
178678	W	12/29/2021	NEOLA, INC.	802173		L	11,815.00
178679	W	12/29/2021	NYE, TARA	806488		L	75.04
178680	W	12/29/2021	O'REILLY AUTO PARTS	808521		L	372.31
178681	W	12/29/2021	O.A.S.B.O.	150112		L	100.00
			OH ASSN OF SCHOOL BUSINESS OFF				

Date: 01/07/2022  
Time: 8:59 am

LEBANON CITY SCHOOL DISTRICT  
SORT BY CHECK NUMBER  
CHECK DATES BETWEEN 12/01/2021 AND 12/31/2021  
ALL CHECKS SELECTED

Page: 5  
(CHECKPY)

CHECK	TYPE	DATE	VENDOR	VENDOR	STATUS/DATE	BANK CODE	CHECK AMOUNT
178682	W	12/29/2021	OFFICE DEPOT, INC.	150080		L	139.53
178683	W	12/29/2021	OHIO CAT	808222		L	133.20
178684	W	12/29/2021	OHIO MACHINERY CO.				
178684	W	12/29/2021	RETAGEN	809642		L	2,001.73
			c/o KAPPUS COMPANY				
178685	W	12/29/2021	ROBERTSON, LORI	807882		L	39.54
178686	W	12/29/2021	RUMPKS OF OHIO INC.	804873		L	305.75
178687	W	12/29/2021	RYDALCH, JANIS	180840		L	23.69
178688	W	12/29/2021	SCHOLASTIC BOOK FAIRS, INC.	190292		L	575.13
			SCHOLASTIC BOOK FAIRS				
178689	W	12/29/2021	SCHOLASTIC INC.	190290		L	188.50
			SCHOLASTIC BOOK CLUBS				
178690	W	12/29/2021	SCHOOL HEALTH CORPORATION	190388		L	250.00
178691	W	12/29/2021	SCOTT'S AWARDS, INC.	804910		L	1,117.67
178692	W	12/29/2021	SHIFLER EQUIPMENT SALES, INC	190916		L	87.00
			DEPT. 781437				
178693	W	12/29/2021	SNELL, DEBBIE	808520		L	10.87
178694	W	12/29/2021	SOUTHWEST OHIO COUNCIL	808737		L	5,809.75
			OF GOVERNMENTS				
178695	W	12/29/2021	SOUTHWESTERN OHIO EPC	191360		L	412.50
178696	W	12/29/2021	SPEAR IT SHOP LLC	809244		L	820.00
			STACY L COX				
178697	W	12/29/2021	ST. RITA SCHOOL FOR	191940		L	42,414.00
			THE DEAF				
178698	W	12/29/2021	STAPLES BUSINESS ADVANTAGE	804156		L	248.30
178699	W	12/29/2021	STEVENS, KIMBERLY	191838		L	346.08
178700	W	12/29/2021	SUMMIT PROFESSIONAL EDUCATION	803299		L	1,199.92
178701	W	12/29/2021	SWOSPA	192299		L	20.00
			ATTN: NICK DEGRAZIA				
178702	W	12/29/2021	TAB PRODUCTS CO. LLC	803511		L	608.16
			JETER SYSTEMS				
178703	W	12/29/2021	TANNER, JESSICA	809191		L	63.19
178704	W	12/29/2021	THE BANK OF NEW YORK MELLON	020110		L	900.00
			CORPORATE TRUST DEPARTMENT				
178705	W	12/29/2021	THE KLEINGERS GROUP	806797		L	14,360.00
178706	W	12/29/2021	TIBBS, PAT	200210	RECONCILED:12/31/2021	L	74.65
178707	W	12/29/2021	TROPHY AWARDS	200559		L	642.00
			MANUFACTURING, INC				
178708	W	12/29/2021	TURPIN, LIBBY	611221		L	369.90
178709	W	12/29/2021	U.S. BANK	050555		L	608.41
178710	W	12/29/2021	VANCE, KELLEY	809228		L	35.00
178711	W	12/29/2021	WALSWORTH PUBLISHING CO.	220960		L	1,373.70
178712	W	12/29/2021	WARREN COUNTY ESC	230196		L	371,499.59
178713	W	12/29/2021	WHITNEY, RHONDA	805975		L	16.13
178714	W	12/29/2021	WOMACK, CARISSA	807394		L	13.44
178716	W	12/31/2021	ALCOR SUPPLY COMPANY	809425		L	8,840.25
178717	W	12/31/2021	AMAZON CAPITAL SERVICES	808695		L	833.97
178718	W	12/31/2021	BANTA, TERAH	805886		L	5.16
178719	W	12/31/2021	BECKMAN ENVIRONMENTAL	020330		L	118.45
178720	W	12/31/2021	BLICK ART MATERIALS	020520		L	99.88
178721	W	12/31/2021	BRICKER & BECKLER LLP	020810		L	2,023.10
178722	W	12/31/2021	BUTLER CO. ESC	804648		L	35,703.05

Date: 01/07/2022  
Time: 8:59 am

LEBANON CITY SCHOOL DISTRICT  
SORT BY CHECK NUMBER  
CHECK DATES BETWEEN 12/01/2021 AND 12/31/2021  
ALL CHECKS SELECTED

Page: 6  
(CHECKPY)

CHECK	TYPE	DATE	VENDOR	VENDOR	STATUS/DATE	BANK CODE	CHECK AMOUNT
178723	W	12/31/2021	CAPITAL ONE (WALMART)	220900		L	8,338.00
178724	W	12/31/2021	CINCINNATI BELL	802777		L	69.62
178725	W	12/31/2021	CINCINNATI SYMPHONY ORCHESTRA GROUP SALES	030820			52.00
178726	W	12/31/2021	COCA COLA BOTTLING CO.	807475		L	2,534.04
178727	W	12/31/2021	COLERAIN SCHOOL DISTRICT	809188		L	250.00
178728	W	12/31/2021	COLONIAL OIL INDUSTRIES, INC.	809583		L	20,394.76
178729	W	12/31/2021	CULLIGAN CULLIGAN OF FAIRFIELD	031760		L	295.56
178730	W	12/31/2021	DISCOUNT SCHOOL SUPPLY ACCT#0014427850	040495		L	510.70
178731	W	12/31/2021	DORN'S BUSINESS SOLUTIONS	040690		L	200.59
178732	W	12/31/2021	DUKE ENERGY	030760		L	8,594.24
178733	W	12/31/2021	FIRST ADVANTAGE TAX CONSULTING SERVICES	807093		L	2,740.00
178734	W	12/31/2021	FUNKE, TRACY	809147		L	31.25
178735	W	12/31/2021	GIBSON, CHERIE	806928			149.00
178736	W	12/31/2021	GORDON FOOD SERVICE	070449		L	29,974.46
178737	W	12/31/2021	GOSNELL, DEBRAH	070456		L	23.86
178738	W	12/31/2021	GRALER, MARK	070530		L	151.54
178739	W	12/31/2021	HEINEMANN	802687		L	6,400.00
178740	W	12/31/2021	HINKLE, RODNEY	808827		L	11.37
178741	W	12/31/2021	JOHNSON, ALLISON	806929		L	9.75
178742	W	12/31/2021	KROGER CO. CINCINNATI CUSTOMER CHARGES	110545		L	674.46
178743	W	12/31/2021	LHS AFTER-PROM COMMITTEE c/o GAIL STEKETEE	802013		L	752.10
178744	W	12/31/2021	MAXIM HEALTHCARE STAFFING SERVICES INC.	805953		L	2,112.00
178745	W	12/31/2021	MIAMI UNIVERSITY CENTER FOR CAREER EXPLORATION	131033		L	120.00
178746	W	12/31/2021	ONE STOP PRINTING	150447		L	487.25
178747	W	12/31/2021	PANTLING, KEITH	809109		L	145.57
178748	W	12/31/2021	PHILLIPS SUPPLY CO.	160320		L	17,996.84
178749	W	12/31/2021	RUMPKE OF OHIO INC.	804873		L	3,652.91
178750	W	12/31/2021	SCHNEIDER ELECTRIC BUILDINGS AMERICAS, INC.	802356		L	1,343.96
178751	W	12/31/2021	SECURE TRANSPORTATION COMPANY INC.	807870		L	21,448.00
178752	W	12/31/2021	SILCO FIRE & SECURITY	191013		L	2,046.50
178753	W	12/31/2021	THE LIBRARY STORE, INC.	120750		L	367.12
178754	W	12/31/2021	TOWNE PEST CONTROL	200392		L	375.00
178755	W	12/31/2021	TREASURER OF STATE KEITH FABER, Auditor of State	520037		L	492.00
178756	W	12/31/2021	UPS STORE 2162	130319		L	12.76
178757	W	12/31/2021	VERIZON WIRELESS	806436		L	2,350.97
178758	W	12/31/2021	VISTA CONSULTING GROUP, LLC	804115		L	3,215.00
178759	W	12/31/2021	W.R. HACKETT, INC.	804035		L	10,416.23
178760	W	12/31/2021	WESTERN BROWN HIGH SCHOOL ATHLETIC DEPARTMENT	804437		L	35.00
178761	M	12/08/2021	SERS	901030		L	1,354.89

Date: 01/07/2022  
Time: 8:59 am

LEBANON CITY SCHOOL DISTRICT  
SORT BY CHECK NUMBER  
CHECK DATES BETWEEN 12/01/2021 AND 12/31/2021  
ALL CHECKS SELECTED

Page: 7  
(CHECKPY)

CHECK	TYPE	DATE	VENDOR	VENDOR	STATUS/DATE	BANK CODE	CHECK AMOUNT
178762	M	12/09/2021	STRS OHIO	901022		L	10,716.39
178763	M	12/14/2021	LEBANON CITY SCHOOLS	901041		L	21,016.17
			MEDICARE BENEFITS				
178764	M	12/20/2021	STRS OHIO	901022		L	10,621.89
178765	M	12/20/2021	LEBANON CITY SCHOOLS	901041		L	21,096.32
			MEDICARE BENEFITS				
178766	M	12/23/2021	SERS	901030		L	1,743.87
178767	M	12/31/2021	SWOOSH Insurance Consortium	900005		L	646,078.07
			c/o Hamilton County ESC				
178768	M	12/31/2021	Robert W. Baird and Co.	901021		L	284.21
			Attn: Debra Kelbaugh				
178769	M	12/31/2021	STRS OHIO	901022		L	327,600.00
178770	M	12/31/2021	SERS	901030		L	118,928.00
178771	M	12/31/2021	LEBANON CITIZENS	901035		L	425.80
			NATIONAL BANK				
178772	M	12/31/2021	LEBANON CITY SCHOOLS	901040		L	225.08
178773	M	12/31/2021	WARREN COUNTY ESC	901055		L	2,650.34
178774	M	12/31/2021	TUITION	901090		L	77,890.68
178775	M	12/31/2021	RELIASTAR LIFE INSURANCE CO.	905715		L	2,164.74
			RLIOO				
178776	M	12/31/2021	SWOOSH Insurance Consortium	900005		L	39,846.20
			c/o Hamilton County ESC				
178777	M	12/14/2021	LEBANON CITY SCHOOLS	901040		L	100.00
178778	T	12/31/2021	LEBANON CITY SCHOOLS	901040		L	509,397.18
178779	T	12/31/2021	LEBANON CITY SCHOOLS	901040		L	165,056.98
<hr/>							
V VOIDED CHECKS			1	CHECK TOTALS			65.00
R RECONCILED CHECKS			77	CHECK TOTALS			196,321.81
<hr/>							
W WARRANT CHECKS			233	CHECK TOTALS			963,093.89
M MEMO CHECKS			17	CHECK TOTALS			1,282,742.65
B REFUND CHECKS			0	CHECK TOTALS			0.00
I INVESTMENT CHECKS			0	CHECK TOTALS			0.00
T TRANSFER CHECKS			2	CHECK TOTALS			674,454.16
D DISTRIBUTION CHECKS			3	CHECK TOTALS			3,746.50
C PAYROLL CHECKS			2	CHECK TOTALS			3,093,575.27
MISSING CHECKS			0				
** TOTAL CHECKS (LESS VOIDED)			256	** TOTAL NET			6,017,547.47
*** TOTAL CHECKS WRITTEN			257	*** GRAND TOTALS			6,017,612.47

Reconciliation of FINSUM to CHEKPY Report

Reconciliation of FINSUM to CHEKPY Reports For the Month Ending December 31, 2021					
<b>FINSUM Month to Date Expenditures</b>					<b>\$ 4,776,456.99</b>
<b>CHEKPY Report Totals</b>					
Warrant Checks			\$ 963,093.89		
Memo Checks			\$ 1,282,742.65		
Refund Checks			\$ -		
Investment Checks			\$ -		
Transfer Checks			\$ 674,454.16		
Distribution Checks			\$ 3,746.50		
Payroll Checks			\$ 3,093,575.27		
<b>Grand Total CHEKPY Report</b>			<b>\$ 6,017,612.47</b>		
Less Voided Checks			\$ (65.00)		
Less Refunded Checks			\$ -		
Voided Refund Check			\$ -		
Less Distribution Checks			\$ (3,746.50)		
Less Reduction of Expenditure Receipts			\$ (1,237,343.98)		
<b>Net Total of Month to Date Expenditures</b>					<b>\$ 4,776,456.99</b>
<b>Difference Between FINSUM and CHEKPY Reports</b>					<b>\$ -</b>

### **SECTION III**

**Lebanon CSD Bank Reconciliation Report**  
**Lebanon CSD Payroll Reconciliation Report**  
**Lebanon CSD Investment Report**  
**Lebanon CSD Interest Report**

# Bank Reconciliation Report

## Lebanon City School District Bank Reconciliation December 31, 2021

### BANK ACCOUNTS

LCNB - OPERATING ACCOUNT	\$4,173,349.15
CHANGE FUNDS	\$60.00
ARBITER PAY START UP DEPOSIT	\$13,008.00

### INVESTMENT ACCOUNTS

STAR OHIO - GENERAL	\$5,786,277.52
STAR OHIO - BOND RETIREMENT	\$131,855.90
STAR OHIO - CAPITAL PROJECTS	\$514,342.05
STAR OHIO - DOMINOS/ROSALIE SATCHELL SCHOLARSHIP	\$9,815.62
STAR OHIO - EXPENDABLE TRUST SCHOLARSHIPS	\$16,148.08
STAR OHIO - NONEXPENDABLE TRUST SCHOLARSHIPS	\$14,649.64
STAR OHIO - AUDREY AILEEN KITE SCHOLARSHIP	\$150,812.66
RED TREE INVESTMENT FUND	\$2,269,126.97
HUNTINGTON MONEY MARKET - 1041007845	\$4,328,964.14
HUNTINGTON MONEY MARKET - 1041010751	\$99,435.80
HUNTINGTON - FRIENDS OF ACADEMICS	\$1,119,076.16
HUNTINGTON - MONEY MARKET LOUISA JUREY WRIGHT (HCS021671)	\$22,157.49
HUNTINGTON - MONEY MARKET GENERAL ACCOUNT (HCS021663)	\$20,357.90
HUNTINGTON - HCS 020103	17,540,747.71
HUNTINGTON - HCS 020095	\$669.58

TOTAL \$36,210,854.37

### OUTSTANDING CHECKS

O/S CHECKS - LCNB OPERATING (\$801,956.04)

### BANK ADJUSTMENTS

PAYROLL ADJUSTMENTS \$2.50

### DEPOSITS IN TRANSIT

ADJUSTED BANK BALANCE	\$35,408,900.83	
<u>BOOK BALANCE / ADJUSTMENTS</u>		
BOOK BALANCE	\$35,408,900.83	\$0.00
ADJUSTED BOOK BALANCE	\$35,408,900.83	
TIES TO FUND BALANCE ON FINSUMM REPORT		

Date: 1/7/22

Reviewed By: Karen Erwin



Payroll Reconciliation Report

Lebanon City School District  
Payroll Reconciliation  
December 31, 2021

LCNB Payroll Account	89,677.21
<b>Outstanding Checks</b>	
O/S Checks - LCNB Payroll	(94,759.45)
<b>Deposits in Transit</b>	
Prefund of FSA funds - Should Have Come Out of Operating Account	4,978.50
Transfer from Operating Account to Cover Account Analysis Charge	106.24
Adjusted Bank Balance	2.50
<b>Adjustments</b>	
Interest for December	(2.50)
Adjusted Balance	0.00

Reconciliation Reviewed By: Karen Ervin

1/4/2022

**Lebanon City School District**  
**Investment Report**  
**For the Month Ending December 31, 2021**

Type	Issuer	Cost	Coupon Rate	Maturity Date	Purchase Date	Yield to Maturity	Days to Maturity	Market Value
FFCB Note (313ELN26)	Red Tree Investments	124,923.75	0.26%	6/22/2022	6/22/2020	1.97%	173	125,091.33
FHLB Note (3130APXH3)	Red Tree Investments	135,000.00	0.80%	11/27/2022	11/29/2021	2.00%	696	133,721.93
FHLM Note (3137EAF42)	Red Tree Investments	99,868.00	0.25%	12/4/2023	3/5/2021	0.30%	703	99,065.47
FHLB Note (3130ALSG0)	Red Tree Investments	64,909.65	0.25%	3/8/2024	5/24/2021	0.30%	798	64,227.07
FHLB Note (3130APH65)	Red Tree Investments	105,000.00	0.61%	10/25/2021	10/25/2021	0.61%	1,029	104,025.00
FHLB Note (3130APQ81)	Red Tree Investments	100,000.00	1.00%	11/8/2024	11/8/2021	2.89%	1,043	99,788.13
FHLM Note (3134GWZV1)	Red Tree Investments	95,000.00	0.65%	10/22/2025	10/23/2020	0.65%	1,391	92,932.85
FHLB Note (3130ALKB9)	Red Tree Investments	90,000.00	0.75%	3/17/2026	3/17/2021	1.09%	1,537	89,156.58
US Treasury Note (91282CAW1)	Red Tree Investments	129,258.59	0.25%	11/15/2023	11/15/2021	1.95%	684	128,943.75
US Treasury Note (91282CBE0)	Red Tree Investments	158,562.50	0.13%	11/15/2024	10/25/2021	0.53%	745	158,006.24
US Treasury Bill (912796R27)	Red Tree Investments	99,615.78	0.00%	12/29/2022	12/30/2021	0.38%	363	99,623.30
Certificate of Deposit (903481SW1)	Red Tree Investments	248,813.25	1.00%	3/11/2022	4/21/2020	1.84%	70	249,368.27
Certificate of Deposit (02589ABE1)	Red Tree Investments	247,628.00	1.05%	4/21/2022	4/21/2020	1.95%	111	248,610.82
Certificate of Deposit (856285TF8)	Red Tree Investments	247,132.00	1.60%	4/29/2025	4/29/2020	4.80%	1,215	253,053.00
Commercial Paper (63873KA49)	Red Tree Investments	99,857.67	0.00%	1/4/2022	5/5/2021	0.21%	4	99,999.20
Commercial Paper (89233HAX2)	Red Tree Investments	109,818.50	0.00%	1/31/2022	5/6/2021	0.22%	31	109,992.30
Commercial Paper (89119BCM6)	Red Tree Investments	109,859.75	0.00%	3/21/2022	6/24/2021	0.17%	80	109,958.42
Money Market	Red Tree Investments	3,286.30	0.01%	12/31/2021	12/30/2021	0.01%	-	3,879.53
Money Market	Star Ohio General Fund	5,786,277.52	0.09%	12/31/2021	12/30/2021	0.09%	-	5,786,277.52
Money Market	Star Ohio Bond Retirement	131,855.90	0.09%	12/31/2021	12/30/2021	0.09%	-	131,855.90
Money Market	Star Ohio Capital Projects	514,342.05	0.09%	12/31/2021	12/30/2021	0.09%	-	514,342.05
Money Market	Star Ohio Dominos Scholarship	9,815.62	0.09%	12/31/2021	12/30/2021	0.09%	-	9,815.62
Money Market	Star Ohio Expendable Trust Scholarships	16,148.08	0.09%	12/31/2021	12/30/2021	0.09%	-	16,148.08
Money Market	Star Ohio Nonexpendable Trust Scholarships	14,649.64	0.09%	12/31/2021	12/30/2021	0.09%	-	14,649.64
Money Market	Star Ohio Audrey Alleen Kite Scholarship	150,812.66	0.09%	12/31/2021	12/30/2021	0.09%	-	150,812.66
MMAX	Huntington National Bank	99,435.80	0.02%	12/31/2021	12/30/2021	0.02%	-	99,435.80
MMAX	Huntington National Bank	4,328,964.14	0.02%	12/31/2021	12/30/2021	0.02%	-	4,328,964.14
Money Market	Huntington National Bank	250,505.43	0.03%	12/31/2021	12/30/2021	0.03%	-	250,505.43
Commercial Paper	Huntington National Bank	10,291,395.43	0.00%	various	various	0.00%	-	10,293,132.10
Certificates of Deposit	Huntington National Bank	2,000,000.00	various	various	various	various	-	1,997,767.50
FHLB Bond (3130ALRR7)	Huntington National Bank	1,000,000.00	1.00%	1/15/2026	10/28/2021	1.00%	1,476	985,670.00
FHLB Consolidated Bond (3130APHG3)	Huntington National Bank	998,846.85	0.61%	9/26/2024	10/26/2021	0.61%	1,000	988,060.00
FHLB Consolidated Bond (3130APIZ9)	Huntington National Bank	1,000,000.00	1.20%	10/26/2026	10/25/2021	1.20%	1,760	994,410.00
FHLB Consolidated Bond (3130APKH7)	Huntington National Bank	1,000,000.00	0.70%	10/28/2024	10/22/2021	0.70%	1,032	993,020.00
FHLB Consolidated Bond (3130APK38)	Huntington National Bank	1,000,000.00	0.88%	6/27/2025	10/22/2021	0.88%	1,274	990,300.00
Money Market	Huntington National Bank	669.58	0.01%	12/31/2021	12/30/2021	0.01%	-	669.58
Money Market	Huntington National Bank	20,357.90	0.01%	12/31/2021	12/30/2021	0.01%	-	20,357.90
Money Market	Huntington National Bank	22,157.49	0.01%	12/31/2021	12/30/2021	0.01%	-	22,157.49
Total Portfolio		\$30,904,768						\$30,857,795
Weighted Average Yield and Days to Maturity								12/31/2021

# Interest Report

## Lebanon City School District Interest Income for Month Ending November 30, 2021

Fund Name	Fund Number	Fund Balance	% of Total Fund Balance	Interest to be Allocated	Interest to Post
General Fund	001	\$ 26,139,607.50	95.91%	\$ 1,543.76	\$ 1,482.51
Lebanon Athletics Facilities PI	003/9008	\$ 44,757.83	0.16%	\$ 1,543.76	\$ 2.54
Construction Fund	004/9000	\$ 44,843.99	0.16%	\$ 1,543.76	\$ 2.54
Food Service Fund	006	\$ 43,012.94	0.16%	\$ 1,543.76	\$ 2.44
Peoples Friends of Academics	008/9002	\$ 100,910.29	0.37%	\$ 1,543.76	\$ 3.72
Classroom Facilities Maint. Fund	034/0000	\$ 757,419.58	2.78%	\$ 1,543.76	\$ 42.96
St. Francis Fund	401/9022	\$ 47,102.13	0.17%	\$ 1,543.76	\$ 2.67
LUMK Fund	401/9122	\$ 5,123.72	0.02%	\$ 1,543.76	\$ 0.29
Lebanon Christian Fund	401/9222	\$ 72,094.68	0.26%	\$ 1,543.76	\$ 4.09
		<u>\$ 27,254,874.66</u>	<u>100.00%</u>		<u>\$ 1,543.76</u>
Classroom Facilities I.P.I. Share	004/9003	\$ -	0.00%	\$ 1,843.73	\$ -
Classroom Facilities Fund State Share	010/9900	\$ -	0.00%	\$ 1,843.73	\$ -
Classroom Facilities Fund Local Share	010/9901	\$ 152,987.61	100.00%	\$ 1,843.73	\$ 1,843.73
		<u>\$ 152,987.61</u>	<u>100.00%</u>		<u>\$ 1,843.73</u>
<b>Expendable Trust Accounts</b>					
Coca-Cola Scholarship	007/9002	\$ 6.75	0.03%	\$ 1.09	\$ -
Administration Scholarship	007/9003	\$ 988.40	4.42%	\$ 1.09	\$ 0.05
Dennis Jeffery Scholarship	007/9006	\$ 352.12	1.57%	\$ 1.09	\$ 0.02
Jared Bennett Scholarship	007/9009	\$ 507.99	2.27%	\$ 1.09	\$ 0.02
Donald L. Palmer Scholarship	007/9013	\$ 8,400.21	37.54%	\$ 1.09	\$ 0.41
Jerry Michael Scholarship	007/9014	\$ 0.65	0.00%	\$ 1.09	\$ -
Diversity/Achievement Scholarship	007/9017	\$ 114.73	0.51%	\$ 1.09	\$ 0.01
Carolyn Lambert Scholarship	007/9018	\$ 2.70	0.01%	\$ 1.09	\$ -
Gloria Taylor Memorial Scholarship	007/9019	\$ 11,802.57	52.74%	\$ 1.09	\$ 0.57
Molly McCool Scholarship	007/9100	\$ 202.30	0.90%	\$ 1.09	\$ 0.01
		<u>\$ 22,378.42</u>	<u>100.00%</u>		<u>\$ 1.09</u>
<b>Non-Expendable Trust Accounts</b>					
Michael Rourke Scholarship	008/9001	\$ 3,335.23	30.02%	\$ 0.99	\$ 0.30
Ron Lefebvre Scholarship	008/9004	\$ 7,773.75	69.98%	\$ 0.99	\$ 0.69
		<u>\$ 11,108.98</u>	<u>100.00%</u>		<u>\$ 0.99</u>
Bond Retirement Fund	002	\$ 7,593,776.21			\$ 8.87
PI Fund	003/9099	\$ 1,465,266.93			\$ 34.59
Andrew Aileen Kite Scholarship	007/9007	\$ 142,674.98			\$ -
Domino/Satchell Scholarship	007/9101	\$ 8,314.24			\$ 0.66
Louisa Wright Scholarship	008/0000	\$ 15,448.04			\$ 0.18
		<u>\$ 36,666,830.07</u>			<u>\$ 44.30</u>
				Grand Total Interest	<u>\$ 3,433.87</u>

**LEBANON CITY SCHOOL DISTRICT  
FISCAL POLICY**

**1. Structurally Balanced Budget**

The annual Operating Budget will be structurally balanced throughout the budget process. Recurring revenues will equal or exceed recurring expenditures in both the proposed and adopted Operating Budgets. If a structural imbalance occurs, a plan will be developed by the Superintendent and Treasurer to bring the budget back into structural balance.

**2. Report on How the Budget Is Balanced**

The District Superintendent and Treasurer shall report to the Board on how the budget is balanced with a concise narrative, and if the budget is not in balance, the Superintendent and Treasurer will clearly delineate why and present a plan of options for corrective action within 90 days of the initial report.

**3. General Fund Balance**

The District shall maintain a General Fund Balance as follows:

- An unencumbered operating reserve equivalent to 10% (36.5 days of operating cash) or more of the General Fund's annual expenditure budget at fiscal year-end.
- The District will also only expend up to 100% of the District's annual available resources minus the prior year's reserve without board approval until an unencumbered operating reserve of 20% is met.

**4. Use of One Time Resources**

Once the General Fund budget is brought into structural balance, one-time resources such as proceeds from asset sales, debt refinancing, one-time grants, revenue windfalls, budget savings, and similar non-recurring revenues shall not be used for current or new operating expenses. Appropriate uses of one-time resources include establishing and rebuilding emergency and operating reserves, early retirement of debt, capital expenditures and other non-recurring expenditures.

**5. Accounting and Financial Reporting**

The District will conform to generally accepted accounting principles as promulgated by Government Account Standards Board (GASB) and the Government Finance Officers Association (GFOA). Reporting will include the following:

- Interim Financial Reports: The Treasurer will prepare monthly financial reports for the Board of Education that analyze and evaluate the District's financial performance based upon the District's spending plan which is a month by month breakdown of anticipated revenues and expenditures for the entire fiscal year.
- Red Flag Exceptions: The Treasurer shall advise the Board of Education of significant negative or positive financial information as soon as he or she becomes aware of it and assesses the impact of the financial information on the District's financial situation.

**6. Grants**

District Staff will identify, apply for and effectively administer federal, state, local and other grants, which address the District's priorities and policy objectives and provide a positive cost benefit to the District, as determined by the Superintendent or his/her designee.

**7. Financial Planning**

The District shall develop a long-range financial plan that forecasts General Fund expenditures and revenues, which will include three years of history and five years of projections. The long-range financial plan will be updated and filed with the State of Ohio before every May 31<sup>st</sup> and October 31<sup>st</sup>. As part of the budget process, the Treasurer will advise the Board of potential long-range positive and negative trends along with an executive summary of those trends. The long-range financial plan should include an analysis of such factors as:

- State Revenue and Expenditure Impacts
- Legislative Issues Passed and Pending
- Real Estate Development - Commercial and Residential
- Demographic Changes Effecting Student Population
- And Other Indicators Affecting Funding and Expenditures

**8. General Obligation Debt Limits**

In keeping with the policy of fiscal responsibility, the District will stay within the General Assemblies debt limitations of nine percent of its tax valuation, except where allowed by law.

**9. Policy Annual Review**

Each fiscal year, the District's Community Audit Advisory Committee (CAAC) will review/revise this policy and make recommendations to the Board of Education for adoption.

This page left blank intentionally